



# PowerNights

## Silverstone National

21st August 2008



Results Provided by Timing Solutions Ltd  
[www.tsl-timing.com](http://www.tsl-timing.com)

# Invitation Open Saloons

## QUALIFYING - RACE 1 - CLASSIFICATION

POS	NO	CL	NAME	ENTRY	TIME	ON	LAPS	GAP	DIFF	MPH
1	45		Alec HAMMOND	Chevrolet Camaro	1:05.931	5	9			89.49
2	99		James MAY	Seat Cupra	1:09.034	6	7	3.103	3.103	85.47
3	16		Neil CUNNINGHAM	Ford Mustang	1:09.614	4	4	3.683	0.580	84.75
4	1		James PLAZA	Caterham Roadsport	1:10.570	6	9	4.639	0.956	83.61
5	8		Alan WILSHIRE	Honda Integra	1:10.946	4	7	5.015	0.376	83.16
6	14		Mike RICHARDS	Caterham 7	1:11.113	5	7	5.182	0.167	82.97
7	53		Ian CLARK	Ford Capri MK1 GLX	1:12.397	6	8	6.466	1.284	81.50
8	28		Ian BOYES	MGB	1:14.226	3	4	8.295	1.829	79.49
9	79		Paul ASHTON	Rover MG Metro	1:14.263	3	7	8.332	0.037	79.45
10	91		Nigel WILLIAMS	Porsche	1:14.809	6	9	8.878	0.546	78.87
11	21		Howard KIRKHAM	Jaguar XJ40	1:15.381	3	9	9.450	0.572	78.27
12	2		Robin WARD	BMW 2002	1:15.460	3	4	9.529	0.079	78.19
13	20		Michael O'SHEA	Jaguar XK 150S	1:15.490	5	9	9.559	0.030	78.16
14	43		Edward BAKER	Ford Capri 3000 GT	1:15.584	5	9	9.653	0.094	78.06
15	7		Gordon McCULLOCH	Alfa Romeo TZ1	1:15.779	3	9	9.848	0.195	77.86
16	17		Rob SMITH	TVR Vixeth	1:15.882	6	9	9.951	0.103	77.75
17	58		Andy KNOWLTON	VW Golf MKII Gti	1:16.378	4	9	10.447	0.496	77.25
18	33		Gemma HAMPSHIRE	VW Golf	1:17.093	5	9	11.162	0.715	76.53
19	9		Susan KENNISTON	VW Golf MkII	1:17.939	3	9	12.008	0.846	75.70
20	46		David RATCLIFFE	Citroen Saxo	1:20.270	6	9	14.339	2.331	73.50
21	61		Nigel WEBB	Jaguar 2.4 MKI	1:21.444	5	9	15.513	1.174	72.44

Weather / Track : Cloudy / Dry

These results are provisional until the conclusion of any judicial and technical matters.

Silverstone National  
 Circuit Length = 1.6390 miles  
 Start: 15:24 End: 15:38

Clerk of Course :		Timekeeper :
-------------------	--	--------------

# Invitation Open Saloons

## QUALIFYING - RACE 1 - LAP ANALYSIS

<b>1</b>	<b>James PLAZA</b>		<b>Caterham Roadsport</b>			
1 -	1:15.522	+ 4.952	15:27:12.987	6 -	<b>1:10.570</b>	<b>15:33:09.652</b>
2 -	1:11.462	+ 0.892	15:28:24.449	7 -	1:11.610	+ 1.040
3 -	1:11.190	+ 0.620	15:29:35.639	8 -	1:11.424	+ 0.854
4 -	1:10.640	+ 0.070	15:30:46.279	9 -	1:13.210	+ 2.640
5 -	1:12.803	+ 2.233	15:31:59.082			15:36:45.896
<b>2</b>	<b>Robin WARD</b>		<b>BMW 2002</b>			
1 -	1:20.065	+ 4.605	15:26:53.573	3 -	<b>1:15.460</b>	<b>15:29:26.180</b>
2 -	1:17.147	+ 1.687	15:28:10.720	4 -	1:16.567	+ 1.107
<b>7</b>	<b>Gordon McCULLOCH</b>		<b>Alfa Romeo TZ1</b>			
1 -	1:24.524	+ 8.745	15:27:05.801	6 -	1:16.259	+ 0.480
2 -	1:18.901	+ 3.122	15:28:24.702	7 -	1:16.554	+ 0.775
3 -	<b>1:15.779</b>		<b>15:29:40.481</b>	8 -	1:17.502	+ 1.723
4 -	1:17.011	+ 1.232	15:30:57.492	9 -	1:18.541	+ 2.762
5 -	1:16.865	+ 1.086	15:32:14.357			15:37:23.213
<b>8</b>	<b>Alan WILSHIRE</b>		<b>Honda Integra</b>			
1 -	1:17.522	+ 6.576	15:26:50.022	5 -	1:11.585	+ 0.639
2 -	1:11.603	+ 0.657	15:28:01.625	6 -	1:11.644	+ 0.698
3 -	1:11.282	+ 0.336	15:29:12.907	7 -	1:11.044	+ 0.098
4 -	<b>1:10.946</b>		<b>15:30:23.853</b>			15:33:58.126
<b>9</b>	<b>Susan KENNISTON</b>		<b>VW Golf MkII</b>			
1 -	1:21.181	+ 3.242	15:26:58.724	6 -	1:18.892	+ 0.953
2 -	1:19.753	+ 1.814	15:28:18.477	7 -	1:18.932	+ 0.993
3 -	<b>1:17.939</b>		<b>15:29:36.416</b>	8 -	1:21.652	+ 3.713
4 -	1:17.949	+ 0.010	15:30:54.365	9 -	1:20.498	+ 2.559
5 -	1:18.627	+ 0.688	15:32:12.992			15:37:32.966
<b>14</b>	<b>Mike RICHARDS</b>		<b>Caterham 7</b>			
1 -	1:17.690	+ 6.577	15:27:14.877	5 -	<b>1:11.113</b>	<b>15:32:02.734</b>
2 -	1:12.922	+ 1.809	15:28:27.799	6 -	1:11.638	+ 0.525
3 -	1:12.393	+ 1.280	15:29:40.192	7 -	4:57.344	+ 3:46.231
4 -	1:11.429	+ 0.316	15:30:51.621			15:38:11.716
<b>16</b>	<b>Neil CUNNINGHAM</b>		<b>Ford Mustang</b>			
1 -	1:15.618	+ 6.004	15:26:47.551	3 -	1:10.128	+ 0.514
2 -	1:10.748	+ 1.134	15:27:58.299	4 -	<b>1:09.614</b>	<b>15:30:18.041</b>
<b>17</b>	<b>Rob SMITH</b>		<b>TVR Vixeth</b>			
1 -	1:24.652	+ 8.770	15:26:58.502	6 -	<b>1:15.882</b>	<b>15:33:24.609</b>
2 -	1:19.022	+ 3.140	15:28:17.524	7 -	1:17.175	+ 1.293
3 -	1:17.657	+ 1.775	15:29:35.181	8 -	1:19.611	+ 3.729
4 -	1:17.522	+ 1.640	15:30:52.703	9 -	1:20.139	+ 4.257
5 -	1:16.024	+ 0.142	15:32:08.727			15:37:21.534
<b>20</b>	<b>Michael O'SHEA</b>		<b>Jaguar XK 150S</b>			
1 -	1:20.731	+ 5.241	15:26:53.283	6 -	1:17.097	+ 1.607
2 -	1:16.614	+ 1.124	15:28:09.897	7 -	1:17.012	+ 1.522
3 -	1:16.872	+ 1.382	15:29:26.769	8 -	1:20.184	+ 4.694
4 -	1:17.622	+ 2.132	15:30:44.391	9 -	1:20.593	+ 5.103
5 -	<b>1:15.490</b>		<b>15:31:59.881</b>			15:37:14.767
<b>21</b>	<b>Howard KIRKHAM</b>		<b>Jaguar XJ40</b>			
1 -	1:25.051	+ 9.670	15:27:18.232	6 -	1:16.969	+ 1.588
2 -	1:16.467	+ 1.086	15:28:34.699	7 -	1:18.063	+ 2.682
3 -	<b>1:15.381</b>		<b>15:29:50.080</b>	8 -	1:19.159	+ 3.778
4 -	1:15.925	+ 0.544	15:31:06.005	9 -	1:19.661	+ 4.280
5 -	1:15.624	+ 0.243	15:32:21.629			15:37:35.481

Silverstone National  
 Circuit Length = 1.6390 miles  
 Start: 15:24 End: 15:38

Weather / Track : Cloudy / Dry

# Invitation Open Saloons

## QUALIFYING - RACE 1 - LAP ANALYSIS

<b>28</b>	<b>Ian BOYES</b>		<b>MGB</b>			
1 -	1:24.133	+ 9.907	15:27:12.368	3 -	<b>1:14.226</b>	<b>15:29:41.388</b>
2 -	1:14.794	+ 0.568	15:28:27.162	4 -	1:14.761	15:30:56.149
<b>33</b>	<b>Gemma HAMPSHIRE</b>		<b>VW Golf</b>			
1 -	1:22.589	+ 5.496	15:26:57.784	6 -	1:18.141	+ 1.048
2 -	1:17.238	+ 0.145	15:28:15.022	7 -	1:18.464	+ 1.371
3 -	1:17.296	+ 0.203	15:29:32.318	8 -	1:18.069	+ 0.976
4 -	1:17.563	+ 0.470	15:30:49.881	9 -	1:20.386	+ 3.293
5 -	<b>1:17.093</b>		<b>15:32:06.974</b>			15:37:22.034
<b>43</b>	<b>Edward BAKER</b>		<b>Ford Capri 3000 GT</b>			
1 -	1:25.650	+ 10.066	15:27:17.309	6 -	1:18.698	+ 3.114
2 -	1:19.138	+ 3.554	15:28:36.447	7 -	1:16.524	+ 0.940
3 -	1:15.975	+ 0.391	15:29:52.422	8 -	1:19.377	+ 3.793
4 -	1:15.759	+ 0.175	15:31:08.181	9 -	1:18.825	+ 3.241
5 -	<b>1:15.584</b>		<b>15:32:23.765</b>			15:37:37.189
<b>45</b>	<b>Alec HAMMOND</b>		<b>Chevrolet Camaro</b>			
1 -	1:13.309	+ 7.378	15:26:45.549	6 -	1:06.212	+ 0.281
2 -	1:07.177	+ 1.246	15:27:52.726	7 -	1:07.524	+ 1.593
3 -	1:07.324	+ 1.393	15:29:00.050	8 -	1:07.973	+ 2.042
4 -	3:07.457	+ 2:01.526	15:32:07.507	9 -	1:10.235	+ 4.304
5 -	<b>1:05.931</b>		<b>15:33:13.438</b>			15:37:45.382
<b>46</b>	<b>David RATCLIFFE</b>		<b>Citroen Saxo</b>			
1 -	1:24.258	+ 3.988	15:27:00.734	6 -	<b>1:20.270</b>	<b>15:33:46.381</b>
2 -	1:21.831	+ 1.561	15:28:22.565	7 -	1:22.154	+ 1.884
3 -	1:21.063	+ 0.793	15:29:43.628	8 -	1:21.582	+ 1.312
4 -	1:20.686	+ 0.416	15:31:04.314	9 -	1:23.597	+ 3.327
5 -	1:21.797	+ 1.527	15:32:26.111			15:37:53.714
<b>53</b>	<b>Ian CLARK</b>		<b>Ford Capri MK1 GLX</b>			
1 -	1:20.546	+ 8.149	15:27:02.105	5 -	1:12.824	+ 0.427
2 -	1:13.435	+ 1.038	15:28:15.540	6 -	<b>1:12.397</b>	<b>15:33:06.708</b>
3 -	1:13.053	+ 0.656	15:29:28.593	7 -	1:13.052	+ 0.655
4 -	1:12.894	+ 0.497	15:30:41.487	8 -	1:14.665	+ 2.268
						15:35:34.425
<b>58</b>	<b>Andy KNOWLTON</b>		<b>VW Golf MKII Gti</b>			
1 -	1:27.798	+ 11.420	15:27:17.088	6 -	1:16.558	+ 0.180
2 -	1:21.846	+ 5.468	15:28:38.934	7 -	1:19.566	+ 3.188
3 -	1:18.063	+ 1.685	15:29:56.997	8 -	1:17.237	+ 0.859
4 -	<b>1:16.378</b>		<b>15:31:13.375</b>	9 -	1:24.505	+ 8.127
5 -	1:26.512	+ 10.134	15:32:39.887			15:37:57.753
<b>61</b>	<b>Nigel WEBB</b>		<b>Jaguar 2.4 MKI</b>			
1 -	1:26.644	+ 5.200	15:27:05.583	6 -	1:21.939	+ 0.495
2 -	1:22.420	+ 0.976	15:28:28.003	7 -	1:23.621	+ 2.177
3 -	1:21.735	+ 0.291	15:29:49.738	8 -	1:23.611	+ 2.167
4 -	1:22.799	+ 1.355	15:31:12.537	9 -	1:24.944	+ 3.500
5 -	<b>1:21.444</b>		<b>15:32:33.981</b>			15:38:08.096
<b>79</b>	<b>Paul ASHTON</b>		<b>Rover MG Metro</b>			
1 -	1:29.890	+ 15.627	15:27:24.239	5 -	1:15.170	+ 0.907
2 -	1:16.082	+ 1.819	15:28:40.321	6 -	1:15.297	+ 1.034
3 -	<b>1:14.263</b>		<b>15:29:54.584</b>	7 -	1:16.578	+ 2.315
4 -	1:15.566	+ 1.303	15:31:10.150			15:34:57.195
<b>91</b>	<b>Nigel WILLIAMS</b>		<b>Porsche</b>			
1 -	1:22.792	+ 7.983	15:27:02.772	6 -	<b>1:14.809</b>	<b>15:33:25.909</b>
2 -	1:17.270	+ 2.461	15:28:20.042	7 -	1:16.137	+ 1.328
3 -	1:18.535	+ 3.726	15:29:38.577	8 -	1:15.621	+ 0.812
4 -	1:16.637	+ 1.828	15:30:55.214	9 -	1:17.771	+ 2.962
						15:37:15.438

Silverstone National  
 Circuit Length = 1.6390 miles  
 Start: 15:24 End: 15:38

Weather / Track : Cloudy / Dry


# Invitation Open Saloons

## QUALIFYING - RACE 1 - LAP ANALYSIS

5 -	1:15.886	+ 1.077	15:32:11.100			
<b>99</b>	<b>James MAY</b>			<b>Seat Cupra</b>		
1 -	1:23.066	+ 14.032	15:27:04.247	5 -	1:11.978	+ 2.944
2 -	1:16.363	+ 7.329	15:28:20.610	6 -	<b>1:09.034</b>	
3 -	1:14.886	+ 5.852	15:29:35.496	7 -	1:10.875	+ 1.841
4 -	1:13.512	+ 4.478	15:30:49.008			
						15:32:00.986
						<b>15:33:10.020</b>
						15:34:20.895

# Invitation Open Saloons

## RACE 1 - GRID

ROW 16	45	Alec HAMMOND	
ROW 15	60 Seconds		
ROW 14	14	Mike RICHARDS	53
ROW 13	1	James PLAZA	8
ROW 12	99	James MAY	16
ROW 11	45 Seconds		
ROW 10	17	Rob SMITH	
ROW 9	43	Edward BAKER	7
ROW 8	2	Robin WARD	20
ROW 7	91	Nigel WILLIAMS	21
ROW 6	28	Ian BOYES	79
ROW 5	25 Seconds		
ROW 4	9	Susan KENNISTON	
ROW 3	58	Andy KNOWLTON	33
ROW 2	10 Seconds		
ROW 1	46	David RATCLIFFE	61
<b>Pole</b>			
			

Silverstone National  
Circuit Length = 1.6390 miles

**These results are provisional until the conclusion of any judicial and technical matters.**

Clerk of Course :		Timekeeper :

# Invitation Formula Ford 1600

## QUALIFYING - RACE 2 - CLASSIFICATION

POS	NO	CL	NAME	ENTRY	TIME	ON	LAPS	GAP	DIFF	MPH
1	59		<b>Matt McKILLOP</b>	Swift SC93	<b>1:07.416</b>	6	10			87.52
2	44		<b>Jim MORRIS</b>	Van Diemen RF05	<b>1:07.478</b>	6	9	<b>0.062</b>	0.062	87.44
3	85		<b>Dave CONNER</b>	Van Diemen	<b>1:07.699</b>	5	9	<b>0.283</b>	0.221	87.15
4	1		<b>Edward MOORE</b>	Van Diemen RF99	<b>1:07.814</b>	6	8	<b>0.398</b>	0.115	87.00
5	18		<b>Archie HAMILTON</b>	Van Diemen RF03	<b>1:07.966</b>	6	10	<b>0.550</b>	0.152	86.81
6	7		<b>Gaus GHINN</b>	Van Diemen RF00	<b>1:08.418</b>	2	9	<b>1.002</b>	0.452	86.23
7	74		<b>Martin SHORT</b>	Van Diemen	<b>1:08.471</b>	2	8	<b>1.055</b>	0.053	86.17
8	33		<b>Matthew PARR</b>	Van Diemen	<b>1:08.650</b>	5	9	<b>1.234</b>	0.179	85.94
9	61		<b>Will SCHRYVER</b>	Van Diemen	<b>1:08.740</b>	2	8	<b>1.324</b>	0.090	85.83
10	6		<b>Jeremy UNSWORTH</b>	Ray 97	<b>1:08.768</b>	6	10	<b>1.352</b>	0.028	85.80
11	73		<b>Carl HEMMING</b>	Ray GRS08	<b>1:09.255</b>	1	2	<b>1.839</b>	0.487	85.19
12	8		<b>Michael BRADLEY</b>	Van Diemen RF00	<b>1:10.122</b>	5	7	<b>2.706</b>	0.867	84.14
13	76		<b>Neil HUNT</b>	Van Diemen RF99	<b>1:11.195</b>	2	10	<b>3.779</b>	1.073	82.87
14	15		<b>John OWEN</b>	Swift SC92F	<b>1:12.030</b>	1	10	<b>4.614</b>	0.835	81.91
15	99		<b>Mac McKILLOP</b>	Swift SC95	<b>1:12.662</b>	1	6	<b>5.246</b>	0.632	81.20
16	98		<b>Lorna VICKERS</b>	Van Dieman RF89	<b>1:12.690</b>	5	6	<b>5.274</b>	0.028	81.17
17	23		<b>Paul BUTLER</b>	Zetec M95	<b>1:12.905</b>	5	7	<b>5.489</b>	0.215	80.93
18	29		<b>Simon McNALLY</b>	Ray	<b>1:16.955</b>	6	9	<b>9.539</b>	4.050	76.67

CAR 99 - TRANSPONDER NOT WORKING PLEASE FIX FOR RACE

Weather / Track : Cloudy / Damp

These results are provisional until the conclusion of any judicial and technical matters.

Silverstone National  
 Circuit Length = 1.6390 miles  
 Start: 15:40 End: 00:00

Clerk of Course :		Timekeeper :
-------------------	--	--------------

# Invitation Formula Ford 1600

## QUALIFYING - RACE 2 - LAP ANALYSIS

<b>1</b>	<b>Edward MOORE</b>		Van Diemen RF99				
1 -	1:10.084	+ 2.270	15:41:57.633	5 -	1:10.673	+ 2.859	15:46:35.368
2 -	1:08.487	+ 0.673	15:43:06.120	6 -	<b>1:07.814</b>		<b>15:47:43.182</b>
3 -	1:09.695	+ 1.881	15:44:15.815	7 -	1:09.066	+ 1.252	15:48:52.248
4 -	1:08.880	+ 1.066	15:45:24.695	8 -	1:10.471	+ 2.657	15:50:02.719
<b>6</b>	<b>Jeremy UNSWORTH</b>		Ray 97				
1 -	1:09.467	+ 0.699	15:41:56.673	6 -	<b>1:08.768</b>		<b>15:47:44.964</b>
2 -	1:09.123	+ 0.355	15:43:05.796	7 -	1:09.768	+ 1.000	15:48:54.732
3 -	1:11.173	+ 2.405	15:44:16.969	8 -	1:09.921	+ 1.153	15:50:04.653
4 -	1:09.018	+ 0.250	15:45:25.987	9 -	1:17.256	+ 8.488	15:51:21.909
5 -	1:10.209	+ 1.441	15:46:36.196	10 -	1:16.483	+ 7.715	15:52:38.392
<b>7</b>	<b>Gaus GHINN</b>		Van Diemen RF00				
1 -	1:10.739	+ 2.321	15:41:49.018	6 -	1:09.727	+ 1.309	15:47:35.038
2 -	<b>1:08.418</b>		<b>15:42:57.436</b>	7 -	1:10.779	+ 2.361	15:48:45.817
3 -	1:09.610	+ 1.192	15:44:07.046	8 -	1:09.880	+ 1.462	15:49:55.697
4 -	1:08.920	+ 0.502	15:45:15.966	9 -	1:25.100	+ 16.682	15:51:20.797
5 -	1:09.345	+ 0.927	15:46:25.311				
<b>8</b>	<b>Michael BRADLEY</b>		Van Diemen RF00				
1 -	1:11.530	+ 1.408	15:41:53.176	5 -	<b>1:10.122</b>		<b>15:47:16.849</b>
2 -	1:10.903	+ 0.781	15:43:04.079	6 -	1:16.107	+ 5.985	15:48:32.956
3 -	1:47.905	+ 37.783	15:44:51.984	7 -	1:15.826	+ 5.704	15:49:48.782
4 -	1:14.743	+ 4.621	15:46:06.727				
<b>15</b>	<b>John OWEN</b>		Swift SC92F				
1 -	<b>1:12.030</b>		<b>15:41:52.859</b>	6 -	1:19.576	+ 7.546	15:48:12.156
2 -	1:12.923	+ 0.893	15:43:05.782	7 -	1:14.973	+ 2.943	15:49:27.129
3 -	1:15.781	+ 3.751	15:44:21.563	8 -	1:20.522	+ 8.492	15:50:47.651
4 -	1:15.482	+ 3.452	15:45:37.045	9 -	1:21.365	+ 9.335	15:52:09.016
5 -	1:15.535	+ 3.505	15:46:52.580	10 -	1:23.427	+ 11.397	15:53:32.443
<b>18</b>	<b>Archie HAMILTON</b>		Van Diemen RF03				
1 -	1:11.174	+ 3.208	15:41:53.611	6 -	<b>1:07.966</b>		<b>15:47:43.978</b>
2 -	1:09.760	+ 1.794	15:43:03.371	7 -	1:09.500	+ 1.534	15:48:53.478
3 -	1:10.640	+ 2.674	15:44:14.011	8 -	1:10.621	+ 2.655	15:50:04.099
4 -	1:09.546	+ 1.580	15:45:23.557	9 -	1:22.750	+ 14.784	15:51:26.849
5 -	1:12.455	+ 4.489	15:46:36.012	10 -	1:16.999	+ 9.033	15:52:43.848
<b>23</b>	<b>Paul BUTLER</b>		Zetec M95				
1 -	1:16.535	+ 3.630	15:42:18.356	5 -	<b>1:12.905</b>		<b>15:47:19.773</b>
2 -	1:13.675	+ 0.770	15:43:32.031	6 -	1:19.125	+ 6.220	15:48:38.898
3 -	1:17.477	+ 4.572	15:44:49.508	7 -	1:17.251	+ 4.346	15:49:56.149
4 -	1:17.360	+ 4.455	15:46:06.868				
<b>29</b>	<b>Simon McNALLY</b>		Ray				
1 -	1:28.257	+ 11.302	15:42:23.057	6 -	<b>1:16.955</b>		<b>15:49:14.481</b>
2 -	1:21.311	+ 4.356	15:43:44.368	7 -	1:20.803	+ 3.848	15:50:35.284
3 -	1:31.440	+ 14.485	15:45:15.808	8 -	1:28.854	+ 11.899	15:52:04.138
4 -	1:22.993	+ 6.038	15:46:38.801	9 -	1:27.253	+ 10.298	15:53:31.391
5 -	1:18.725	+ 1.770	15:47:57.526				
<b>33</b>	<b>Matthew PARR</b>		Van Diemen				
1 -	1:10.683	+ 2.033	15:41:55.243	6 -	1:59.369	+ 50.719	15:48:51.185
2 -	1:09.248	+ 0.598	15:43:04.491	7 -	1:14.604	+ 5.954	15:50:05.789
3 -	1:19.946	+ 11.296	15:44:24.437	8 -	1:20.327	+ 11.677	15:51:26.116
4 -	1:18.729	+ 10.079	15:45:43.166	9 -	1:16.458	+ 7.808	15:52:42.574
5 -	<b>1:08.650</b>		<b>15:46:51.816</b>				
<b>44</b>	<b>Jim MORRIS</b>		Van Diemen RF05				
1 -	1:10.117	+ 2.639	15:41:52.738	6 -	<b>1:07.478</b>		<b>15:47:36.560</b>
2 -	1:08.353	+ 0.875	15:43:01.091	7 -	1:12.187	+ 4.709	15:48:48.747

CAR 99 - TRANSPONDER NOT WORKING PLEASE FIX FOR RACE

Weather / Track : Cloudy / Damp



# Invitation Formula Ford 1600

## QUALIFYING - RACE 2 - LAP ANALYSIS


3 -	1:09.333	+ 1.855	15:44:10.424	8 -	1:10.596	+ 3.118	15:49:59.343
4 -	1:09.501	+ 2.023	15:45:19.925	9 -	1:46.561	+ 39.083	15:51:45.904
5 -	1:09.157	+ 1.679	15:46:29.082				
<b>59</b>	<b>Matt McKILLOP</b>			Swift SC93			
1 -	1:09.425	+ 2.009	15:41:57.861	6 -	<b>1:07.416</b>		<b>15:47:42.283</b>
2 -	1:08.405	+ 0.989	15:43:06.266	7 -	1:10.203	+ 2.787	15:48:52.486
3 -	1:09.610	+ 2.194	15:44:15.876	8 -	1:09.818	+ 2.402	15:50:02.304
4 -	1:07.891	+ 0.475	15:45:23.767	9 -	1:13.865	+ 6.449	15:51:16.169
5 -	1:11.100	+ 3.684	15:46:34.867	10 -	1:17.289	+ 9.873	15:52:33.458
<b>61</b>	<b>Will SCHRYVER</b>			Van Diemen			
1 -	1:09.274	+ 0.534	15:41:49.905	5 -	1:09.137	+ 0.397	15:46:26.292
2 -	<b>1:08.740</b>		<b>15:42:58.645</b>	6 -	1:09.341	+ 0.601	15:47:35.633
3 -	1:08.774	+ 0.034	15:44:07.419	7 -	1:10.397	+ 1.657	15:48:46.030
4 -	1:09.736	+ 0.996	15:45:17.155	8 -	1:11.959	+ 3.219	15:49:57.989
<b>73</b>	<b>Carl HEMMING</b>			Ray GRS08			
1 -	<b>1:09.255</b>		<b>15:41:56.129</b>	2 -	1:09.950	+ 0.695	15:43:06.079
<b>74</b>	<b>Martin SHORT</b>			Van Diemen			
1 -	1:10.123	+ 1.652	15:42:00.530	5 -	1:09.539	+ 1.068	15:46:41.370
2 -	<b>1:08.471</b>		<b>15:43:09.001</b>	6 -	1:11.691	+ 3.220	15:47:53.061
3 -	1:11.398	+ 2.927	15:44:20.399	7 -	1:11.066	+ 2.595	15:49:04.127
4 -	1:11.432	+ 2.961	15:45:31.831	8 -	1:14.188	+ 5.717	15:50:18.315
<b>76</b>	<b>Neil HUNT</b>			Van Diemen RF99			
1 -	1:13.652	+ 2.457	15:42:06.771	6 -	1:14.454	+ 3.259	15:48:10.701
2 -	<b>1:11.195</b>		<b>15:43:17.966</b>	7 -	1:13.083	+ 1.888	15:49:23.784
3 -	1:13.768	+ 2.573	15:44:31.734	8 -	1:16.626	+ 5.431	15:50:40.410
4 -	1:12.997	+ 1.802	15:45:44.731	9 -	1:20.645	+ 9.450	15:52:01.055
5 -	1:11.516	+ 0.321	15:46:56.247	10 -	1:22.961	+ 11.766	15:53:24.016
<b>85</b>	<b>Dave CONNER</b>			Van Diemen			
1 -	1:12.004	+ 4.305	15:41:50.772	6 -	1:09.334	+ 1.635	15:47:34.852
2 -	1:08.032	+ 0.333	15:42:58.804	7 -	1:08.426	+ 0.727	15:48:43.278
3 -	1:09.390	+ 1.691	15:44:08.194	8 -	1:11.397	+ 3.698	15:49:54.675
4 -	1:09.625	+ 1.926	15:45:17.819	9 -	1:16.214	+ 8.515	15:51:10.889
5 -	<b>1:07.699</b>		<b>15:46:25.518</b>				
<b>98</b>	<b>Lorna VICKERS</b>			Van Dieman RF89			
1 -	1:16.548	+ 3.858	15:42:17.587	4 -	1:17.985	+ 5.295	15:46:09.768
2 -	1:15.333	+ 2.643	15:43:32.920	5 -	<b>1:12.690</b>		<b>15:47:22.458</b>
3 -	1:18.863	+ 6.173	15:44:51.783	6 -	1:50.307	+ 37.617	15:49:12.765
<b>99</b>	<b>Mac McKILLOP</b>			Swift SC95			
1 -	<b>1:12.662</b>		<b>15:46:58.796</b>	4 -	1:17.891	+ 5.229	15:50:44.155
2 -	1:13.361	+ 0.699	15:48:12.157	5 -	1:19.182	+ 6.520	15:52:03.337
3 -	1:14.107	+ 1.445	15:49:26.264	6 -	1:23.877	+ 11.215	15:53:27.214

CAR 99 - TRANSPONDER NOT WORKING PLEASE FIX FOR RACE

Weather / Track : Cloudy / Damp

# Invitation Formula Ford 1600

## RACE 2 - GRID

ROW 9	1:12.905 23 Paul BUTLER	1:16.955 29 Simon McNALLY
ROW 8	1:12.662 99 Mac McKILLOP	1:12.690 98 Lorna VICKERS
ROW 7	1:11.195 76 Neil HUNT	1:12.030 15 John OWEN
ROW 6	1:09.255 73 Carl HEMMING	1:10.122 8 Michael BRADLEY
ROW 5	1:08.740 61 Will SCHRYVER	1:08.768 6 Jeremy UNSWORTH
ROW 4	1:08.471 74 Martin SHORT	1:08.650 33 Matthew PARR
ROW 3	1:07.966 18 Archie HAMILTON	1:08.418 7 Gaus GHINN
ROW 2	1:07.699 85 Dave CONNER	1:07.814 1 Edward MOORE
ROW 1	1:07.416 59 Matt McKILLOP	1:07.478 44 Jim MORRIS
<b>Pole</b>		
		

Silverstone National  
Circuit Length = 1.6390 miles

**These results are provisional until the conclusion of any judicial and technical matters.**

Clerk of Course :		Timekeeper :
-------------------	--	--------------

# Invitation Ma5da Racing

## QUALIFYING - RACE 3 - CLASSIFICATION

POS	NO	CL	NAME	ENTRY	TIME	ON	LAPS	GAP	DIFF	MPH
1	3		Tom ROCHE	Mazda MX5	1:21.210	9	9			72.65
2	1		Paul SHEARD	Mazda MX5	1:22.189	9	9	0.979	0.979	71.79
3	22		Jenifer GARRETT	Mazda MX5	1:23.707	8	8	2.497	1.518	70.48
4	99		Jonathan BLAKE	Mazda MX5	1:24.023	8	8	2.813	0.316	70.22
5	69		Matthew ROBINSON	Mazda MX5	1:24.070	8	8	2.860	0.047	70.18
6	55		Martin STEVINSON	Mazda MX5	1:24.691	8	8	3.481	0.621	69.66
7	88		Paul O'NEIL	Mazda MX5	1:24.962	7	8	3.752	0.271	69.44
8	6		Alyn ROBSON	Mazda MX5	1:24.971	8	8	3.761	0.009	69.43
9	77		Kevin MIDDLETON	Mazda MX5	1:25.106	8	8	3.896	0.135	69.32
10	32		Charles PLUMLEY	Mazda MX5	1:25.295	8	8	4.085	0.189	69.17
11	25		Malcolm EDESON	Mazda MX5	1:27.626	8	8	6.416	2.331	67.33
12	4		James MAXFIELD	Mazda MX5	1:28.026	8	8	6.816	0.400	67.02

CAR 25 - TRANSPONDER NOT WORKING PLEASE FIX FOR RACE

Weather / Track : Cloudy / Damp

These results are provisional until the conclusion of any judicial and technical matters.

Silverstone National  
Circuit Length = 1.6390 miles  
Start: 15:56 End: 16:09

Clerk of Course :

Timekeeper :

# Invitation Ma5da Racing

## QUALIFYING - RACE 3 - LAP ANALYSIS

<b>1</b>	<b>Paul SHEARD</b>		<b>Mazda MX5</b>				
1 -	1:27.641	+ 5.452	15:58:37.612	6 -	1:23.837	+ 1.648	16:05:41.801
2 -	1:26.109	+ 3.920	16:00:03.721	7 -	1:23.612	+ 1.423	16:07:05.413
3 -	1:25.001	+ 2.812	16:01:28.722	8 -	1:22.983	+ 0.794	16:08:28.396
4 -	1:24.563	+ 2.374	16:02:53.285	9 -	<b>1:22.189</b>		<b>16:09:50.585</b>
5 -	1:24.679	+ 2.490	16:04:17.964				
<b>3</b>	<b>Tom ROCHE</b>		<b>Mazda MX5</b>				
1 -	1:24.063	+ 2.853	15:58:31.892	6 -	1:23.156	+ 1.946	16:05:29.612
2 -	1:23.984	+ 2.774	15:59:55.876	7 -	1:22.764	+ 1.554	16:06:52.376
3 -	1:23.117	+ 1.907	16:01:18.993	8 -	1:22.964	+ 1.754	16:08:15.340
4 -	1:23.429	+ 2.219	16:02:42.422	9 -	<b>1:21.210</b>		<b>16:09:36.550</b>
5 -	1:24.034	+ 2.824	16:04:06.456				
<b>4</b>	<b>James MAXFIELD</b>		<b>Mazda MX5</b>				
1 -	1:31.976	+ 3.950	15:58:44.805	5 -	1:29.311	+ 1.285	16:04:45.934
2 -	1:31.003	+ 2.977	16:00:15.808	6 -	1:28.954	+ 0.928	16:06:14.888
3 -	1:30.425	+ 2.399	16:01:46.233	7 -	1:28.982	+ 0.956	16:07:43.870
4 -	1:30.390	+ 2.364	16:03:16.623	8 -	<b>1:28.026</b>		<b>16:09:11.896</b>
<b>6</b>	<b>Alyn ROBSON</b>		<b>Mazda MX5</b>				
1 -	1:28.358	+ 3.387	15:58:39.410	5 -	1:25.985	+ 1.014	16:04:25.667
2 -	1:27.059	+ 2.088	16:00:06.469	6 -	1:26.327	+ 1.356	16:05:51.994
3 -	1:27.453	+ 2.482	16:01:33.922	7 -	1:25.457	+ 0.486	16:07:17.451
4 -	1:25.760	+ 0.789	16:02:59.682	8 -	<b>1:24.971</b>		<b>16:08:42.422</b>
<b>22</b>	<b>Jenifer GARRETT</b>		<b>Mazda MX5</b>				
1 -	1:30.750	+ 7.043	15:58:46.603	5 -	1:25.095	+ 1.388	16:04:38.744
2 -	1:30.189	+ 6.482	16:00:16.792	6 -	1:24.525	+ 0.818	16:06:03.269
3 -	1:29.743	+ 6.036	16:01:46.535	7 -	1:24.262	+ 0.555	16:07:27.531
4 -	1:27.114	+ 3.407	16:03:13.649	8 -	<b>1:23.707</b>		<b>16:08:51.238</b>
<b>25</b>	<b>Malcolm EDESON</b>		<b>Mazda MX5</b>				
1 -	1:32.844	+ 5.218	15:58:57.094	5 -	1:30.181	+ 2.555	16:05:01.695
2 -	1:31.934	+ 4.308	16:00:29.028	6 -	1:29.791	+ 2.165	16:06:31.486
3 -	1:31.709	+ 4.083	16:02:00.737	7 -	1:28.418	+ 0.792	16:07:59.904
4 -	1:30.777	+ 3.151	16:03:31.514	8 -	<b>1:27.626</b>		<b>16:09:27.530</b>
<b>32</b>	<b>Charles PLUMLEY</b>		<b>Mazda MX5</b>				
1 -	1:28.083	+ 2.788	15:58:37.631	5 -	1:26.646	+ 1.351	16:04:24.494
2 -	1:26.970	+ 1.675	16:00:04.601	6 -	1:26.432	+ 1.137	16:05:50.926
3 -	1:26.684	+ 1.389	16:01:31.285	7 -	1:25.816	+ 0.521	16:07:16.742
4 -	1:26.563	+ 1.268	16:02:57.848	8 -	<b>1:25.295</b>		<b>16:08:42.037</b>
<b>55</b>	<b>Martin STEVINSON</b>		<b>Mazda MX5</b>				
1 -	1:30.583	+ 5.892	15:58:47.671	5 -	1:27.438	+ 2.747	16:04:47.265
2 -	1:30.615	+ 5.924	16:00:18.286	6 -	1:27.606	+ 2.915	16:06:14.871
3 -	1:31.890	+ 7.199	16:01:50.176	7 -	1:25.555	+ 0.864	16:07:40.426
4 -	1:29.651	+ 4.960	16:03:19.827	8 -	<b>1:24.691</b>		<b>16:09:05.117</b>
<b>69</b>	<b>Matthew ROBINSON</b>		<b>Mazda MX5</b>				
1 -	1:31.029	+ 6.959	15:59:10.325	5 -	1:24.994	+ 0.924	16:04:53.727
2 -	1:26.177	+ 2.107	16:00:36.502	6 -	1:24.337	+ 0.267	16:06:18.064
3 -	1:26.537	+ 2.467	16:02:03.039	7 -	1:24.702	+ 0.632	16:07:42.766
4 -	1:25.694	+ 1.624	16:03:28.733	8 -	<b>1:24.070</b>		<b>16:09:06.836</b>
<b>77</b>	<b>Kevin MIDDLETON</b>		<b>Mazda MX5</b>				
1 -	1:31.163	+ 6.057	15:58:45.552	5 -	1:26.447	+ 1.341	16:04:43.560
2 -	1:31.927	+ 6.821	16:00:17.479	6 -	1:27.244	+ 2.138	16:06:10.804
3 -	1:29.258	+ 4.152	16:01:46.737	7 -	1:25.446	+ 0.340	16:07:36.250
4 -	1:30.376	+ 5.270	16:03:17.113	8 -	<b>1:25.106</b>		<b>16:09:01.356</b>

CAR 25 - TRANSPONDER NOT WORKING PLEASE FIX FOR RACE

Weather / Track : Cloudy / Damp

# Invitation Ma5da Racing

## QUALIFYING - RACE 3 - LAP ANALYSIS


<b>88</b>		<b>Paul O'NEIL</b>		<b>Mazda MX5</b>			
1 -	1:28.138	+ 3.176	15:59:05.420	5 -	1:26.329	+ 1.367	16:04:51.115
2 -	1:26.363	+ 1.401	16:00:31.783	6 -	1:25.030	+ 0.068	16:06:16.145
3 -	1:26.137	+ 1.175	16:01:57.920	7 -	<b>1:24.962</b>		<b>16:07:41.107</b>
4 -	1:26.866	+ 1.904	16:03:24.786	8 -	1:25.021	+ 0.059	16:09:06.128
<b>99</b>		<b>Jonathan BLAKE</b>		<b>Mazda MX5</b>			
1 -	1:27.542	+ 3.519	15:58:50.376	5 -	1:24.843	+ 0.820	16:04:37.620
2 -	1:26.925	+ 2.902	16:00:17.301	6 -	1:24.740	+ 0.717	16:06:02.360
3 -	1:27.553	+ 3.530	16:01:44.854	7 -	1:24.085	+ 0.062	16:07:26.445
4 -	1:27.923	+ 3.900	16:03:12.777	8 -	<b>1:24.023</b>		<b>16:08:50.468</b>

CAR 25 - TRANSPONDER NOT WORKING PLEASE FIX FOR RACE

Weather / Track : Cloudy / Damp

# Invitation Ma5da Racing

## RACE 3 - GRID

ROW 6	1:27.626 25 Malcolm EDESON	1:28.026 4 James MAXFIELD
ROW 5	1:25.106 77 Kevin MIDDLETON	1:25.295 32 Charles PLUMLEY
ROW 4	1:24.962 88 Paul O'NEIL	1:24.971 6 Alyn ROBSON
ROW 3	1:24.070 69 Matthew ROBINSON	1:24.691 55 Martin STEVINSON
ROW 2	1:23.707 22 Jenifer GARRETT	1:24.023 99 Jonathan BLAKE
ROW 1	1:21.210 3 Tom ROCHE	1:22.189 1 Paul SHEARD
<b>Pole</b>		
		

Silverstone National  
Circuit Length = 1.6390 miles

**These results are provisional until the conclusion of any judicial and technical matters.**

Clerk of Course :		Timekeeper :
-------------------	--	--------------

# Invitation Open Sports

## QUALIFYING - RACE 4 - CLASSIFICATION

POS	NO	CL	NAME	ENTRY	TIME	ON	LAPS	GAP	DIFF	MPH
1	79		Jon LEE	Lynx AE LR1300	1:07.002	9	9			88.06
2	99		Nick BARROW	Radical SR3 Turbo	1:07.588	9	10	0.586	0.586	87.29
3	21		Peter RATCLIFFE	Caterham Superlight	1:09.020	9	9	2.018	1.432	85.48
4	8		Karl DEMPSEY	Mallock P20	1:09.270	9	9	2.268	0.250	85.17
5	74		Ginger MARSHALL	Bowiby MKII	1:09.701	3	7	2.699	0.431	84.65
6	5		Keith DUNN	Caterham Superlight	1:09.810	9	9	2.808	0.109	84.52
7	4		Neil CUNNINGHAM	Peugeot 207 Spyder	1:09.850	8	9	2.848	0.040	84.47
8	38		Bob CROZIER	Mallock MKII	1:09.922	8	9	2.920	0.072	84.38
9	44		Steve SCOTT	Porsche GT3	1:10.134	9	9	3.132	0.212	84.12
10	59		Alastair CHALMERS	Caterham CSR	1:10.509	9	9	3.507	0.375	83.68
11	28		Fiona JAMES	Ginette G50	1:11.744	9	9	4.742	1.235	82.24
12	63		Robert CHALMERS	Caterham R400	1:11.998	9	9	4.996	0.254	81.95
13	23		Darryl BECKWITH	Procomp LA Gold	1:12.127	9	9	5.125	0.129	81.80
14	21		Leigh PARKES	Nemesis Supersport RME 97	1:13.154	4	4	6.152	1.027	80.65
15	22		Stephen LANSLEY	Procomp LA Gold	1:13.244	9	9	6.242	0.090	80.55
16	7		Paul FINES-ALLIN	Caterham 7	1:13.404	9	9	6.402	0.160	80.38
17	69		Mark STEWARD	Tiger RS6	1:14.022	9	9	7.020	0.618	79.71
18	62		Duncan McKAY	Ferrari 355	1:15.737	5	5	8.735	1.715	77.90
19	20		Graham READ	Radical Clubsport	1:15.741	7	8	8.739	0.004	77.90
20	17		John MacLEOD	Tiger R6	1:16.580	7	8	9.578	0.839	77.04
21	80		Geoffrey PEOCOCK	Global GT Light 600	1:16.740	8	8	9.738	0.160	76.88
22	53		Nigel BAKER	Napier Sport	1:16.911	8	8	9.909	0.171	76.71
23	52		Stephen DOCHERTY	Lotus 2-Eleven	1:16.942	9	9	9.940	0.031	76.68
24	54		Phil HAWORTH	Caterham 7	1:17.829	7	7	10.827	0.887	75.81
25	61		David BRIAULT	Tiger R6	1:17.852	8	8	10.850	0.023	75.78
26	19		Chris PORRITT	Caterham 7	1:19.538	5	6	12.536	1.686	74.18
27	50		Keith HURFORD	Lotus Exige S2	1:30.276	5	8	23.274	10.738	65.35

Weather / Track : Cloudy / Damp

These results are provisional until the conclusion of any judicial and technical matters.

Silverstone National  
Circuit Length = 1.6390 miles  
Start: 16:15 End: 16:28

Clerk of Course :		Timekeeper :
-------------------	--	--------------

# Invitation Open Sports

## QUALIFYING - RACE 4 - LAP ANALYSIS

<b>4</b>	<b>Neil CUNNINGHAM</b>		Peugeot 207 Spyder				
1 -	1:18.682	+ 8.832	16:17:04.492	6 -	1:12.262	+ 2.412	16:23:18.816
2 -	1:28.232	+ 18.382	16:18:32.724	7 -	1:10.469	+ 0.619	16:24:29.285
3 -	1:10.978	+ 1.128	16:19:43.702	8 -	<b>1:09.850</b>		<b>16:25:39.135</b>
4 -	1:10.818	+ 0.968	16:20:54.520	9 -	1:11.359	+ 1.509	16:26:50.494
5 -	1:12.034	+ 2.184	16:22:06.554				
<b>5</b>	<b>Keith DUNN</b>		Caterham Superlight				
1 -	1:28.746	+ 18.936	16:17:49.475	6 -	1:28.019	+ 18.209	16:24:24.509
2 -	1:23.020	+ 13.210	16:19:12.495	7 -	1:12.765	+ 2.955	16:25:37.274
3 -	1:17.074	+ 7.264	16:20:29.569	8 -	1:10.461	+ 0.651	16:26:47.735
4 -	1:14.118	+ 4.308	16:21:43.687	9 -	<b>1:09.810</b>		<b>16:27:57.545</b>
5 -	1:12.803	+ 2.993	16:22:56.490				
<b>7</b>	<b>Paul FINES-ALLIN</b>		Caterham 7				
1 -	1:33.719	+ 20.315	16:17:53.190	6 -	1:16.004	+ 2.600	16:24:19.495
2 -	1:21.103	+ 7.699	16:19:14.293	7 -	1:15.571	+ 2.167	16:25:35.066
3 -	1:17.339	+ 3.935	16:20:31.632	8 -	1:13.577	+ 0.173	16:26:48.643
4 -	1:15.661	+ 2.257	16:21:47.293	9 -	<b>1:13.404</b>		<b>16:28:02.047</b>
5 -	1:16.198	+ 2.794	16:23:03.491				
<b>8</b>	<b>Karl DEMPSEY</b>		Mallock P20				
1 -	1:22.793	+ 13.523	16:17:17.701	6 -	1:11.419	+ 2.149	16:23:43.712
2 -	1:18.677	+ 9.407	16:18:36.378	7 -	1:11.111	+ 1.841	16:24:54.823
3 -	1:25.576	+ 16.306	16:20:01.954	8 -	1:09.769	+ 0.499	16:26:04.592
4 -	1:13.568	+ 4.298	16:21:15.522	9 -	<b>1:09.270</b>		<b>16:27:13.862</b>
5 -	1:16.771	+ 7.501	16:22:32.293				
<b>17</b>	<b>John MacLEOD</b>		Tiger R6				
1 -	1:31.550	+ 14.970	16:17:54.095	5 -	1:20.864	+ 4.284	16:23:20.812
2 -	1:21.976	+ 5.396	16:19:16.071	6 -	1:18.143	+ 1.563	16:24:38.955
3 -	1:22.477	+ 5.897	16:20:38.548	7 -	<b>1:16.580</b>		<b>16:25:55.535</b>
4 -	1:21.400	+ 4.820	16:21:59.948	8 -	1:18.634	+ 2.054	16:27:14.169
<b>19</b>	<b>Chris PORRITT</b>		Caterham 7				
1 -	1:33.446	+ 13.908	16:17:55.135	4 -	1:20.702	+ 1.164	16:21:59.778
2 -	1:21.359	+ 1.821	16:19:16.494	5 -	<b>1:19.538</b>		<b>16:23:19.316</b>
3 -	1:22.582	+ 3.044	16:20:39.076	6 -	4:01.837	+ 2:42.299	16:27:21.153
<b>20</b>	<b>Graham READ</b>		Radical Clubsport				
1 -	1:27.330	+ 11.589	16:17:35.668	5 -	1:17.003	+ 1.262	16:22:52.323
2 -	1:23.385	+ 7.644	16:18:59.053	6 -	1:16.825	+ 1.084	16:24:09.148
3 -	1:18.105	+ 2.364	16:20:17.158	7 -	<b>1:15.741</b>		<b>16:25:24.889</b>
4 -	1:18.162	+ 2.421	16:21:35.320	8 -	1:16.002	+ 0.261	16:26:40.891
<b>21</b>	<b>Leigh PARKES</b>		Nemesis Supersport RME 97				
1 -	1:19.194	+ 6.040	16:17:18.372	3 -	1:14.955	+ 1.801	16:19:52.191
2 -	1:18.864	+ 5.710	16:18:37.236	4 -	<b>1:13.154</b>		<b>16:21:05.345</b>
<b>21</b>	<b>Peter RATCLIFFE</b>		Caterham Superlight				
1 -	1:19.266	+ 10.246	16:17:23.279	6 -	1:13.297	+ 4.277	16:23:35.989
2 -	1:16.687	+ 7.667	16:18:39.966	7 -	1:12.434	+ 3.414	16:24:48.423
3 -	1:14.644	+ 5.624	16:19:54.610	8 -	1:10.417	+ 1.397	16:25:58.840
4 -	1:14.438	+ 5.418	16:21:09.048	9 -	<b>1:09.020</b>		<b>16:27:07.860</b>
5 -	1:13.644	+ 4.624	16:22:22.692				
<b>22</b>	<b>Stephen LANSLEY</b>		Procomp LA Gold				
1 -	1:26.996	+ 13.752	16:17:22.433	6 -	1:17.039	+ 3.795	16:23:58.565
2 -	1:22.304	+ 9.060	16:18:44.737	7 -	1:16.386	+ 3.142	16:25:14.951
3 -	1:20.574	+ 7.330	16:20:05.311	8 -	1:14.908	+ 1.664	16:26:29.859
4 -	1:17.165	+ 3.921	16:21:22.476	9 -	<b>1:13.244</b>		<b>16:27:43.103</b>
5 -	1:19.050	+ 5.806	16:22:41.526				

Silverstone National  
Circuit Length = 1.6390 miles  
Start: 16:15 End: 16:28

Weather / Track : Cloudy / Damp



# Invitation Open Sports

## QUALIFYING - RACE 4 - LAP ANALYSIS

<b>23</b>	<b>Darryl BECKWITH</b>		Procomp LA Gold				
1 -	1:22.170	+ 10.043	16:17:16.047	6 -	1:16.235	+ 4.108	16:23:42.928
2 -	1:19.835	+ 7.708	16:18:35.882	7 -	1:15.598	+ 3.471	16:24:58.526
3 -	1:18.324	+ 6.197	16:19:54.206	8 -	1:14.229	+ 2.102	16:26:12.755
4 -	1:17.432	+ 5.305	16:21:11.638	9 -	<b>1:12.127</b>		<b>16:27:24.882</b>
5 -	1:15.055	+ 2.928	16:22:26.693				
<b>28</b>	<b>Fiona JAMES</b>		Ginette G50				
1 -	1:21.754	+ 10.010	16:17:27.386	6 -	1:12.201	+ 0.457	16:23:34.725
2 -	1:13.460	+ 1.716	16:18:40.846	7 -	1:13.621	+ 1.877	16:24:48.346
3 -	1:14.037	+ 2.293	16:19:54.883	8 -	1:13.003	+ 1.259	16:26:01.349
4 -	1:14.529	+ 2.785	16:21:09.412	9 -	<b>1:11.744</b>		<b>16:27:13.093</b>
5 -	1:13.112	+ 1.368	16:22:22.524				
<b>38</b>	<b>Bob CROZIER</b>		Mallock MKII				
1 -	1:26.876	+ 16.954	16:17:42.193	6 -	1:11.469	+ 1.547	16:23:58.217
2 -	1:21.478	+ 11.556	16:19:03.671	7 -	1:10.982	+ 1.060	16:25:09.199
3 -	1:14.411	+ 4.489	16:20:18.082	8 -	<b>1:09.922</b>		<b>16:26:19.121</b>
4 -	1:16.865	+ 6.943	16:21:34.947	9 -	1:13.867	+ 3.945	16:27:32.988
5 -	1:11.801	+ 1.879	16:22:46.748				
<b>44</b>	<b>Steve SCOTT</b>		Porsche GT3				
1 -	1:17.841	+ 7.707	16:17:16.076	6 -	1:11.741	+ 1.607	16:23:38.642
2 -	1:32.978	+ 22.844	16:18:49.054	7 -	1:10.868	+ 0.734	16:24:49.510
3 -	1:14.249	+ 4.115	16:20:03.303	8 -	1:12.583	+ 2.449	16:26:02.093
4 -	1:11.595	+ 1.461	16:21:14.898	9 -	<b>1:10.134</b>		<b>16:27:12.227</b>
5 -	1:12.003	+ 1.869	16:22:26.901				
<b>50</b>	<b>Keith HURFORD</b>		Lotus Exige S2				
1 -	1:36.534	+ 6.258	16:17:37.721	5 -	<b>1:30.276</b>		<b>16:23:52.374</b>
2 -	1:36.900	+ 6.624	16:19:14.621	6 -	1:32.718	+ 2.442	16:25:25.092
3 -	1:33.652	+ 3.376	16:20:48.273	7 -	1:31.790	+ 1.514	16:26:56.882
4 -	1:33.825	+ 3.549	16:22:22.098	8 -	1:30.288	+ 0.012	16:28:27.170
<b>52</b>	<b>Stephen DOCHERTY</b>		Lotus 2-Eleven				
1 -	1:27.949	+ 11.007	16:17:31.041	6 -	1:19.308	+ 2.366	16:24:25.704
2 -	1:32.402	+ 15.460	16:19:03.443	7 -	1:17.274	+ 0.332	16:25:42.978
3 -	1:21.940	+ 4.998	16:20:25.383	8 -	1:17.303	+ 0.361	16:27:00.281
4 -	1:21.867	+ 4.925	16:21:47.250	9 -	<b>1:16.942</b>		<b>16:28:17.223</b>
5 -	1:19.146	+ 2.204	16:23:06.396				
<b>53</b>	<b>Nigel BAKER</b>		Napier Sport				
1 -	1:33.654	+ 16.743	16:17:52.835	5 -	1:20.531	+ 3.620	16:23:19.587
2 -	1:22.618	+ 5.707	16:19:15.453	6 -	1:19.725	+ 2.814	16:24:39.312
3 -	1:21.608	+ 4.697	16:20:37.061	7 -	1:18.758	+ 1.847	16:25:58.070
4 -	1:21.995	+ 5.084	16:21:59.056	8 -	<b>1:16.911</b>		<b>16:27:14.981</b>
<b>54</b>	<b>Phil HAWORTH</b>		Caterham 7				
1 -	1:23.252	+ 5.423	16:19:20.596	5 -	1:21.601	+ 3.772	16:24:48.131
2 -	1:23.445	+ 5.616	16:20:44.041	6 -	1:22.544	+ 4.715	16:26:10.675
3 -	1:21.975	+ 4.146	16:22:06.016	7 -	<b>1:17.829</b>		<b>16:27:28.504</b>
4 -	1:20.514	+ 2.685	16:23:26.530				
<b>59</b>	<b>Alastair CHALMERS</b>		Caterham CSR				
1 -	1:18.481	+ 7.972	16:17:22.216	6 -	1:12.704	+ 2.195	16:23:34.443
2 -	1:16.963	+ 6.454	16:18:39.179	7 -	1:11.064	+ 0.555	16:24:45.507
3 -	1:14.770	+ 4.261	16:19:53.949	8 -	1:11.580	+ 1.071	16:25:57.087
4 -	1:13.594	+ 3.085	16:21:07.543	9 -	<b>1:10.509</b>		<b>16:27:07.596</b>
5 -	1:14.196	+ 3.687	16:22:21.739				
<b>61</b>	<b>David BRIAULT</b>		Tiger R6				
1 -	1:30.811	+ 12.959	16:17:48.856	5 -	1:20.364	+ 2.512	16:23:30.108
2 -	1:25.824	+ 7.972	16:19:14.680	6 -	1:19.292	+ 1.440	16:24:49.400

Silverstone National  
Circuit Length = 1.6390 miles  
Start: 16:15 End: 16:28

Weather / Track : Cloudy / Damp

# Invitation Open Sports

## QUALIFYING - RACE 4 - LAP ANALYSIS

3 -	1:23.026	+ 5.174	16:20:37.706	7 -	1:20.525	+ 2.673	16:26:09.925
4 -	1:32.038	+ 14.186	16:22:09.744	8 -	<b>1:17.852</b>		<b>16:27:27.777</b>
<b>62</b>	<b>Duncan McKAY</b>		Ferrari 355				
1 -	1:26.322	+ 10.585	16:17:43.575	4 -	1:16.656	+ 0.919	16:21:37.481
2 -	1:20.390	+ 4.653	16:19:03.965	5 -	<b>1:15.737</b>		<b>16:22:53.218</b>
3 -	1:16.860	+ 1.123	16:20:20.825				
<b>63</b>	<b>Robert CHALMERS</b>		Caterham R400				
1 -	1:19.040	+ 7.042	16:17:23.908	6 -	1:13.062	+ 1.064	16:23:36.834
2 -	1:16.708	+ 4.710	16:18:40.616	7 -	1:12.277	+ 0.279	16:24:49.111
3 -	1:14.845	+ 2.847	16:19:55.461	8 -	1:13.527	+ 1.529	16:26:02.638
4 -	1:14.718	+ 2.720	16:21:10.179	9 -	<b>1:11.998</b>		<b>16:27:14.636</b>
5 -	1:13.593	+ 1.595	16:22:23.772				
<b>69</b>	<b>Mark STEWARD</b>		Tiger RS6				
1 -	1:25.743	+ 11.721	16:17:32.503	6 -	1:19.255	+ 5.233	16:24:15.067
2 -	1:23.698	+ 9.676	16:18:56.201	7 -	1:15.573	+ 1.551	16:25:30.640
3 -	1:20.461	+ 6.439	16:20:16.662	8 -	1:14.946	+ 0.924	16:26:45.586
4 -	1:20.386	+ 6.364	16:21:37.048	9 -	<b>1:14.022</b>		<b>16:27:59.608</b>
5 -	1:18.764	+ 4.742	16:22:55.812				
<b>74</b>	<b>Ginger MARSHALL</b>		Boweby MKII				
1 -	1:13.478	+ 3.777	16:17:10.551	5 -	1:10.111	+ 0.410	16:21:50.672
2 -	1:09.807	+ 0.106	16:18:20.358	6 -	1:11.565	+ 1.864	16:23:02.237
3 -	<b>1:09.701</b>		<b>16:19:30.059</b>	7 -	1:10.533	+ 0.832	16:24:12.770
4 -	1:10.502	+ 0.801	16:20:40.561				
<b>79</b>	<b>Jon LEE</b>		Lynx AE LR1300				
1 -	1:33.584	+ 26.582	16:17:38.673	6 -	1:09.488	+ 2.486	16:23:39.551
2 -	1:16.196	+ 9.194	16:18:54.869	7 -	1:09.932	+ 2.930	16:24:49.483
3 -	1:12.556	+ 5.554	16:20:07.425	8 -	1:10.403	+ 3.401	16:25:59.886
4 -	1:11.914	+ 4.912	16:21:19.339	9 -	<b>1:07.002</b>		<b>16:27:06.888</b>
5 -	1:10.724	+ 3.722	16:22:30.063				
<b>80</b>	<b>Geoffrey PEOCOCK</b>		Global GT Light 600				
1 -	1:36.991	+ 20.251	16:18:07.333	5 -	1:21.865	+ 5.125	16:23:40.717
2 -	1:23.997	+ 7.257	16:19:31.330	6 -	1:19.854	+ 3.114	16:25:00.571
3 -	1:20.954	+ 4.214	16:20:52.284	7 -	1:16.906	+ 0.166	16:26:17.477
4 -	1:26.568	+ 9.828	16:22:18.852	8 -	<b>1:16.740</b>		<b>16:27:34.217</b>
<b>99</b>	<b>Nick BARROW</b>		Radical SR3 Turbo				
1 -	1:15.062	+ 7.474	16:17:02.393	6 -	1:08.620	+ 1.032	16:22:54.203
2 -	1:11.511	+ 3.923	16:18:13.904	7 -	1:09.592	+ 2.004	16:24:03.795
3 -	1:10.474	+ 2.886	16:19:24.378	8 -	1:07.860	+ 0.272	16:25:11.655
4 -	1:12.581	+ 4.993	16:20:36.959	9 -	<b>1:07.588</b>		<b>16:26:19.243</b>
5 -	1:08.624	+ 1.036	16:21:45.583	10 -	1:08.650	+ 1.062	16:27:27.893

# Invitation Open Sports

## RACE 4 - GRID

ROW 19	1:13.154	21 Leigh PARKES	
ROW 18		99 Nick BARROW	79 Jon LEE
ROW 17			
ROW 16	60 SECONDS	8 Karl DEMPSEY	21 Peter RATCLIFFE
ROW 15		5 Keith DUNN	74 Ginger MARSHALL
ROW 14		38 Bob CROZIER	4 Neil CUNNINGHAM
ROW 13			
ROW 12	50 SECONDS	7 Paul FINES-ALLIN	
ROW 11		59 Alastair CHALMERS	44 Steve SCOTT
ROW 10		63 Robert CHALMERS	28 Fiona JAMES
ROW 9		22 Stephen LANSLEY	23 Darryl BECKWITH
ROW 8			
ROW 7	40 SECONDS	69 Mark STEWARD	
ROW 6		20 Graham READ	62 Duncan McKAY
ROW 5		80 Geoffrey PEOCOCK	17 John MacLEOD
ROW 4		52 Stephen DOCHERTY	53 Nigel BAKER
ROW 3			
ROW 2	10 SECONDS	61 David BRIAULT	54 Phil HAWORTH
ROW 1		50 Keith HURFORD	19 Chris PORRITT
	<b>Pole</b>		

Silverstone National  
Circuit Length = 1.6390 miles

**These results are provisional until the conclusion of any judicial and technical matters.**

Clerk of Course :		Timekeeper :
-------------------	--	--------------

# Invitation Toyota MR2

## QUALIFYING - RACE 5 - CLASSIFICATION

POS	NO	CL	NAME	ENTRY	TIME	ON	LAPS	GAP	DIFF	MPH
1	88		Alric KITSON	Toyota MR2 MK2	1:12.188	6	9			81.73
2	28		Zac CHAPMAN	Toyota MR2	1:12.192	7	10	0.004	0.004	81.73
3	1		Patrick MORTELL	Toyota MR2	1:12.425	9	10	0.237	0.233	81.46
4	73		Mark JESSOP	Toyota MR2	1:12.611	7	10	0.423	0.186	81.25
5	58		Steve LUMLEY	Toyota MR2	1:12.876	7	10	0.688	0.265	80.96
6	8		Kevin WILLIAMS	Toyota MR2	1:13.102	8	8	0.914	0.226	80.71
7	16		Dominic JACKSON	Toyota MR2	1:13.197	9	10	1.009	0.095	80.60
8	95		Anthony DAY	Toyota MR2	1:13.197	9	9	1.009	0.000	80.60
9	69		Elliott DUNMORE	Toyota MR2	1:13.506	9	9	1.318	0.309	80.27
10	38		David BRYANT	Toyota MR2	1:13.570	9	9	1.382	0.064	80.20
11	11		David LITCHFIELD	Toyota MR2 MK2	1:13.629	7	10	1.441	0.059	80.13
12	14		Rob HORSFIELD	Toyota MR2	1:13.739	8	9	1.551	0.110	80.01
13	7		John WILSON	Toyota MR2	1:13.876	9	9	1.688	0.137	79.86
14	5		Andrew KNIGHT	Toyota MR2	1:14.090	8	9	1.902	0.214	79.63
15	26		Rob BARNETT	Toyota MR2	1:14.181	8	9	1.993	0.091	79.54
16	64		Matthew MARSH	Toyota MR2 MK2	1:14.187	9	9	1.999	0.006	79.53
17	3		Alex KNIGHT	Toyota MR2	1:14.238	8	9	2.050	0.051	79.47
18	89		David WEAVING	Toyota MR2 MK2	1:14.262	9	9	2.074	0.024	79.45
19	36		Anthony KNIGHT	Toyota MR2	1:15.368	6	9	3.180	1.106	78.28
20	87		Richard WEAVING	Toyota MR2	1:16.403	9	9	4.215	1.035	77.22
21	80		Peter LITCHFIELD	Toyota MR2	1:16.497	7	9	4.309	0.094	77.13
22	57		Toni GLADDING	Toyota MR2 MK2	1:17.715	5	9	5.527	1.218	75.92
23	2		Jeff HOLDEN	Toyota MR2	1:18.682	5	9	6.494	0.967	74.99
24	6		Teresa BUCKLEY	Toyota MR2	1:19.113	6	9	6.925	0.431	74.58
25	53		Hassen GAUNGOO	Toyota MR2	1:19.781	6	9	7.593	0.668	73.95
26	78		Steve WOOLFE	Toyota MR2	1:20.481	4	8	8.293	0.700	73.31

Weather / Track : Cloudy / Dry

These results are provisional until the conclusion of any judicial and technical matters.

Silverstone National  
Circuit Length = 1.6390 miles  
Start: 16:30 End: 16:44

Clerk of Course :		Timekeeper :
-------------------	--	--------------

# Invitation Toyota MR2

## QUALIFYING - RACE 5 - LAP ANALYSIS

<b>1</b>	<b>Patrick MORTELL</b>		Toyota MR2				
1 -	1:18.447	+ 6.022	16:32:11.997	6 -	1:12.977	+ 0.552	16:38:30.113
2 -	1:21.603	+ 9.178	16:33:33.600	7 -	1:12.922	+ 0.497	16:39:43.035
3 -	1:14.339	+ 1.914	16:34:47.939	8 -	1:13.293	+ 0.868	16:40:56.328
4 -	1:12.870	+ 0.445	16:36:00.809	9 -	<b>1:12.425</b>		<b>16:42:08.753</b>
5 -	1:16.327	+ 3.902	16:37:17.136	10 -	1:12.824	+ 0.399	16:43:21.577
<b>2</b>	<b>Jeff HOLDEN</b>		Toyota MR2				
1 -	1:23.639	+ 4.957	16:32:32.528	6 -	1:18.809	+ 0.127	16:39:14.258
2 -	1:23.880	+ 5.198	16:33:56.408	7 -	1:18.821	+ 0.139	16:40:33.079
3 -	1:21.217	+ 2.535	16:35:17.625	8 -	1:19.014	+ 0.332	16:41:52.093
4 -	1:19.142	+ 0.460	16:36:36.767	9 -	1:18.826	+ 0.144	16:43:10.919
5 -	<b>1:18.682</b>		<b>16:37:55.449</b>				
<b>3</b>	<b>Alex KNIGHT</b>		Toyota MR2				
1 -	1:32.965	+ 18.727	16:32:30.453	6 -	1:15.653	+ 1.415	16:39:01.322
2 -	1:22.655	+ 8.417	16:33:53.108	7 -	1:18.775	+ 4.537	16:40:20.097
3 -	1:18.224	+ 3.986	16:35:11.332	8 -	<b>1:14.238</b>		<b>16:41:34.335</b>
4 -	1:16.631	+ 2.393	16:36:27.963	9 -	1:14.659	+ 0.421	16:42:48.994
5 -	1:17.706	+ 3.468	16:37:45.669				
<b>5</b>	<b>Andrew KNIGHT</b>		Toyota MR2				
1 -	1:20.451	+ 6.361	16:32:36.739	6 -	1:16.433	+ 2.343	16:39:00.620
2 -	1:18.588	+ 4.498	16:33:55.327	7 -	1:14.491	+ 0.401	16:40:15.111
3 -	1:15.789	+ 1.699	16:35:11.116	8 -	<b>1:14.090</b>		<b>16:41:29.201</b>
4 -	1:17.033	+ 2.943	16:36:28.149	9 -	1:14.288	+ 0.198	16:42:43.489
5 -	1:16.038	+ 1.948	16:37:44.187				
<b>6</b>	<b>Teresa BUCKLEY</b>		Toyota MR2				
1 -	1:22.695	+ 3.582	16:32:40.431	6 -	<b>1:19.113</b>		<b>16:39:21.783</b>
2 -	1:22.247	+ 3.134	16:34:02.678	7 -	1:23.920	+ 4.807	16:40:45.703
3 -	1:19.923	+ 0.810	16:35:22.601	8 -	1:21.730	+ 2.617	16:42:07.433
4 -	1:20.187	+ 1.074	16:36:42.788	9 -	1:19.919	+ 0.806	16:43:27.352
5 -	1:19.882	+ 0.769	16:38:02.670				
<b>7</b>	<b>John WILSON</b>		Toyota MR2				
1 -	1:22.279	+ 8.403	16:32:34.038	6 -	1:14.179	+ 0.303	16:38:51.174
2 -	1:17.206	+ 3.330	16:33:51.244	7 -	1:14.907	+ 1.031	16:40:06.081
3 -	1:15.817	+ 1.941	16:35:07.061	8 -	1:15.600	+ 1.724	16:41:21.681
4 -	1:14.848	+ 0.972	16:36:21.909	9 -	<b>1:13.876</b>		<b>16:42:35.557</b>
5 -	1:15.086	+ 1.210	16:37:36.995				
<b>8</b>	<b>Kevin WILLIAMS</b>		Toyota MR2				
1 -	1:17.485	+ 4.383	16:32:03.990	5 -	1:13.574	+ 0.472	16:37:06.377
2 -	1:16.651	+ 3.549	16:33:20.641	6 -	1:13.174	+ 0.072	16:38:19.551
3 -	1:16.955	+ 3.853	16:34:37.596	7 -	1:13.286	+ 0.184	16:39:32.837
4 -	1:15.207	+ 2.105	16:35:52.803	8 -	<b>1:13.102</b>		<b>16:40:45.939</b>
<b>11</b>	<b>David LITCHFIELD</b>		Toyota MR2 MK2				
1 -	1:18.796	+ 5.167	16:32:20.754	6 -	1:13.807	+ 0.178	16:38:33.333
2 -	1:15.492	+ 1.863	16:33:36.246	7 -	<b>1:13.629</b>		<b>16:39:46.962</b>
3 -	1:15.225	+ 1.596	16:34:51.471	8 -	1:14.045	+ 0.416	16:41:01.007
4 -	1:14.258	+ 0.629	16:36:05.729	9 -	1:14.884	+ 1.255	16:42:15.891
5 -	1:13.797	+ 0.168	16:37:19.526	10 -	1:13.994	+ 0.365	16:43:29.885
<b>14</b>	<b>Rob HORSFIELD</b>		Toyota MR2				
1 -	1:22.229	+ 8.490	16:32:41.609	6 -	1:15.121	+ 1.382	16:39:02.107
2 -	1:17.988	+ 4.249	16:33:59.597	7 -	1:19.016	+ 5.277	16:40:21.123
3 -	1:17.784	+ 4.045	16:35:17.381	8 -	<b>1:13.739</b>		<b>16:41:34.862</b>
4 -	1:15.337	+ 1.598	16:36:32.718	9 -	1:13.975	+ 0.236	16:42:48.837
5 -	1:14.268	+ 0.529	16:37:46.986				

Silverstone National  
Circuit Length = 1.6390 miles  
Start: 16:30 End: 16:44

Weather / Track : Cloudy / Dry

# Invitation Toyota MR2

## QUALIFYING - RACE 5 - LAP ANALYSIS

<b>16</b>	<b>Dominic JACKSON</b>		Toyota MR2				
1 -	1:18.113	+ 4.916	16:32:06.964	6 -	1:14.686	+ 1.489	16:38:25.090
2 -	1:17.509	+ 4.312	16:33:24.473	7 -	1:15.018	+ 1.821	16:39:40.108
3 -	1:16.076	+ 2.879	16:34:40.549	8 -	1:13.353	+ 0.156	16:40:53.461
4 -	1:15.134	+ 1.937	16:35:55.683	9 -	<b>1:13.197</b>		<b>16:42:06.658</b>
5 -	1:14.721	+ 1.524	16:37:10.404	10 -	1:13.315	+ 0.118	16:43:19.973
<b>26</b>	<b>Rob BARNETT</b>		Toyota MR2				
1 -	1:22.851	+ 8.670	16:32:10.967	6 -	1:15.695	+ 1.514	16:38:32.428
2 -	1:17.228	+ 3.047	16:33:28.195	7 -	1:15.543	+ 1.362	16:39:47.971
3 -	1:16.353	+ 2.172	16:34:44.548	8 -	<b>1:14.181</b>		<b>16:41:02.152</b>
4 -	1:15.762	+ 1.581	16:36:00.310	9 -	1:16.305	+ 2.124	16:42:18.457
5 -	1:16.423	+ 2.242	16:37:16.733				
<b>28</b>	<b>Zac CHAPMAN</b>		Toyota MR2				
1 -	1:18.237	+ 6.045	16:32:03.749	6 -	1:12.854	+ 0.662	16:38:18.515
2 -	1:17.305	+ 5.113	16:33:21.054	7 -	<b>1:12.192</b>		<b>16:39:30.707</b>
3 -	1:16.308	+ 4.116	16:34:37.362	8 -	1:12.929	+ 0.737	16:40:43.636
4 -	1:14.720	+ 2.528	16:35:52.082	9 -	1:13.142	+ 0.950	16:41:56.778
5 -	1:13.579	+ 1.387	16:37:05.661	10 -	1:12.624	+ 0.432	16:43:09.402
<b>36</b>	<b>Anthony KNIGHT</b>		Toyota MR2				
1 -	1:27.800	+ 12.432	16:32:29.930	6 -	<b>1:15.368</b>		<b>16:39:01.890</b>
2 -	1:25.912	+ 10.544	16:33:55.842	7 -	1:28.313	+ 12.945	16:40:30.203
3 -	1:18.642	+ 3.274	16:35:14.484	8 -	1:26.984	+ 11.616	16:41:57.187
4 -	1:16.012	+ 0.644	16:36:30.496	9 -	1:15.649	+ 0.281	16:43:12.836
5 -	1:16.026	+ 0.658	16:37:46.522				
<b>38</b>	<b>David BRYANT</b>		Toyota MR2				
1 -	1:23.043	+ 9.473	16:32:30.554	6 -	1:14.520	+ 0.950	16:38:48.583
2 -	1:17.267	+ 3.697	16:33:47.821	7 -	1:15.783	+ 2.213	16:40:04.366
3 -	1:14.973	+ 1.403	16:35:02.794	8 -	1:13.779	+ 0.209	16:41:18.145
4 -	1:16.142	+ 2.572	16:36:18.936	9 -	<b>1:13.570</b>		<b>16:42:31.715</b>
5 -	1:15.127	+ 1.557	16:37:34.063				
<b>53</b>	<b>Hassen GAUNGOO</b>		Toyota MR2				
1 -	1:22.816	+ 3.035	16:32:13.450	6 -	<b>1:19.781</b>		<b>16:39:00.402</b>
2 -	1:25.277	+ 5.496	16:33:38.727	7 -	1:23.968	+ 4.187	16:40:24.370
3 -	1:20.385	+ 0.604	16:34:59.112	8 -	1:21.879	+ 2.098	16:41:46.249
4 -	1:20.526	+ 0.745	16:36:19.638	9 -	1:20.149	+ 0.368	16:43:06.398
5 -	1:20.983	+ 1.202	16:37:40.621				
<b>57</b>	<b>Toni GLADDING</b>		Toyota MR2 MK2				
1 -	1:27.692	+ 9.977	16:32:32.034	6 -	1:18.786	+ 1.071	16:39:15.240
2 -	1:25.967	+ 8.252	16:33:58.001	7 -	1:19.222	+ 1.507	16:40:34.462
3 -	1:20.846	+ 3.131	16:35:18.847	8 -	1:19.545	+ 1.830	16:41:54.007
4 -	1:19.892	+ 2.177	16:36:38.739	9 -	1:18.353	+ 0.638	16:43:12.360
5 -	<b>1:17.715</b>		<b>16:37:56.454</b>				
<b>58</b>	<b>Steve LUMLEY</b>		Toyota MR2				
1 -	1:17.260	+ 4.384	16:32:02.236	6 -	1:13.336	+ 0.460	16:38:13.110
2 -	1:14.796	+ 1.920	16:33:17.032	7 -	<b>1:12.876</b>		<b>16:39:25.986</b>
3 -	1:14.434	+ 1.558	16:34:31.466	8 -	1:15.192	+ 2.316	16:40:41.178
4 -	1:14.195	+ 1.319	16:35:45.661	9 -	1:13.695	+ 0.819	16:41:54.873
5 -	1:14.113	+ 1.237	16:36:59.774	10 -	1:13.164	+ 0.288	16:43:08.037
<b>64</b>	<b>Matthew MARSH</b>		Toyota MR2 MK2				
1 -	1:23.101	+ 8.914	16:32:29.469	6 -	1:14.704	+ 0.517	16:38:47.528
2 -	1:16.908	+ 2.721	16:33:46.377	7 -	1:15.087	+ 0.900	16:40:02.615
3 -	1:15.811	+ 1.624	16:35:02.188	8 -	1:18.194	+ 4.007	16:41:20.809
4 -	1:15.440	+ 1.253	16:36:17.628	9 -	<b>1:14.187</b>		<b>16:42:34.996</b>
5 -	1:15.196	+ 1.009	16:37:32.824				

Silverstone National  
 Circuit Length = 1.6390 miles  
 Start: 16:30 End: 16:44

Weather / Track : Cloudy / Dry

# Invitation Toyota MR2

## QUALIFYING - RACE 5 - LAP ANALYSIS

<b>69</b>	<b>Elliott DUNMORE</b>		Toyota MR2				
1 -	1:23.158	+ 9.652	16:32:32.994	6 -	1:13.795	+ 0.289	16:38:48.951
2 -	1:18.743	+ 5.237	16:33:51.737	7 -	1:14.006	+ 0.500	16:40:02.957
3 -	1:14.474	+ 0.968	16:35:06.211	8 -	1:14.829	+ 1.323	16:41:17.786
4 -	1:14.117	+ 0.611	16:36:20.328	9 -	<b>1:13.506</b>		<b>16:42:31.292</b>
5 -	1:14.828	+ 1.322	16:37:35.156				
<b>73</b>	<b>Mark JESSOP</b>		Toyota MR2				
1 -	1:15.950	+ 3.339	16:32:04.387	6 -	1:12.766	+ 0.155	16:38:16.256
2 -	1:16.369	+ 3.758	16:33:20.756	7 -	<b>1:12.611</b>		<b>16:39:28.867</b>
3 -	1:14.584	+ 1.973	16:34:35.340	8 -	1:13.683	+ 1.072	16:40:42.550
4 -	1:14.792	+ 2.181	16:35:50.132	9 -	1:13.261	+ 0.650	16:41:55.811
5 -	1:13.358	+ 0.747	16:37:03.490	10 -	1:13.066	+ 0.455	16:43:08.877
<b>78</b>	<b>Steve WOOLFE</b>		Toyota MR2				
1 -	1:23.087	+ 2.606	16:32:14.628	5 -	1:21.284	+ 0.803	16:37:39.422
2 -	1:21.725	+ 1.244	16:33:36.353	6 -	1:22.521	+ 2.040	16:39:01.943
3 -	1:21.304	+ 0.823	16:34:57.657	7 -	1:21.812	+ 1.331	16:40:23.755
4 -	<b>1:20.481</b>		<b>16:36:18.138</b>	8 -	1:22.312	+ 1.831	16:41:46.067
<b>80</b>	<b>Peter LITCHFIELD</b>		Toyota MR2				
1 -	1:29.355	+ 12.858	16:33:06.534	6 -	1:17.255	+ 0.758	16:39:44.524
2 -	1:22.575	+ 6.078	16:34:29.109	7 -	<b>1:16.497</b>		<b>16:41:01.021</b>
3 -	1:21.668	+ 5.171	16:35:50.777	8 -	1:17.936	+ 1.439	16:42:18.957
4 -	1:18.465	+ 1.968	16:37:09.242	9 -	1:17.670	+ 1.173	16:43:36.627
5 -	1:18.027	+ 1.530	16:38:27.269				
<b>87</b>	<b>Richard WEAIVING</b>		Toyota MR2				
1 -	1:23.377	+ 6.974	16:32:36.404	6 -	1:17.311	+ 0.908	16:39:14.264
2 -	1:22.154	+ 5.751	16:33:58.558	7 -	1:17.661	+ 1.258	16:40:31.925
3 -	1:22.178	+ 5.775	16:35:20.736	8 -	1:18.011	+ 1.608	16:41:49.936
4 -	1:18.547	+ 2.144	16:36:39.283	9 -	<b>1:16.403</b>		<b>16:43:06.339</b>
5 -	1:17.670	+ 1.267	16:37:56.953				
<b>88</b>	<b>Alric KITSON</b>		Toyota MR2 MK2				
1 -	1:25.979	+ 13.791	16:32:44.628	6 -	<b>1:12.188</b>		<b>16:39:22.468</b>
2 -	1:16.112	+ 3.924	16:34:00.740	7 -	1:16.683	+ 4.495	16:40:39.151
3 -	1:35.856	+ 23.668	16:35:36.596	8 -	1:17.608	+ 5.420	16:41:56.759
4 -	1:20.894	+ 8.706	16:36:57.490	9 -	1:28.048	+ 15.860	16:43:24.807
5 -	1:12.790	+ 0.602	16:38:10.280				
<b>89</b>	<b>David WEAIVING</b>		Toyota MR2 MK2				
1 -	1:23.610	+ 9.348	16:32:45.782	6 -	1:14.489	+ 0.227	16:39:07.164
2 -	1:17.129	+ 2.867	16:34:02.911	7 -	1:17.327	+ 3.065	16:40:24.491
3 -	1:17.282	+ 3.020	16:35:20.193	8 -	1:15.446	+ 1.184	16:41:39.937
4 -	1:16.789	+ 2.527	16:36:36.982	9 -	<b>1:14.262</b>		<b>16:42:54.199</b>
5 -	1:15.693	+ 1.431	16:37:52.675				
<b>95</b>	<b>Anthony DAY</b>		Toyota MR2				
1 -	1:22.195	+ 8.998	16:32:31.596	6 -	1:14.751	+ 1.554	16:38:49.265
2 -	1:17.052	+ 3.855	16:33:48.648	7 -	1:14.254	+ 1.057	16:40:03.519
3 -	1:15.111	+ 1.914	16:35:03.759	8 -	1:14.113	+ 0.916	16:41:17.632
4 -	1:15.464	+ 2.267	16:36:19.223	9 -	<b>1:13.197</b>		<b>16:42:30.829</b>
5 -	1:15.291	+ 2.094	16:37:34.514				

Weather / Track : Cloudy / Dry

# Invitation Toyota MR2

## RACE 5 - GRID

ROW 13	1:19.781 53 Hassen GAUNGOO	1:20.481 78 Steve WOOLFE
ROW 12	1:18.682 2 Jeff HOLDEN	1:19.113 6 Teresa BUCKLEY
ROW 11	1:16.497 80 Peter LITCHFIELD	1:17.715 57 Toni GLADDING
ROW 10	1:15.368 36 Anthony KNIGHT	1:16.403 87 Richard WEAVING
ROW 9	1:14.238 3 Alex KNIGHT	1:14.262 89 David WEAVING
ROW 8	1:14.181 26 Rob BARNETT	1:14.187 64 Matthew MARSH
ROW 7	1:13.876 7 John WILSON	1:14.090 5 Andrew KNIGHT
ROW 6	1:13.629 11 David LITCHFIELD	1:13.739 14 Rob HORSFIELD
ROW 5	1:13.506 69 Elliott DUNMORE	1:13.570 38 David BRYANT
ROW 4	1:13.197 16 Dominic JACKSON	1:13.197 95 Anthony DAY
ROW 3	1:12.876 58 Steve LUMLEY	1:13.102 8 Kevin WILLIAMS
ROW 2	1:12.425 1 Patrick MORTELL	1:12.611 73 Mark JESSOP
ROW 1	1:12.188 88 Alric KITSON	1:12.192 28 Zac CHAPMAN

**Pole**

Silverstone National  
Circuit Length = 1.6390 miles

**These results are provisional until the conclusion of any judicial and technical matters.**

Clerk of Course :

Timekeeper :



# Invitation Open Saloons

## RACE 1 - CLASSIFICATION - AMENDED

POS	NO	CL	NAME	ENTRY	LAPS	TIME	GAP	DIFF	MPH	BEST	ON
1	45		Alec HAMMOND	Chevrolet Camaro	9	10:57.275			80.79	1:04.156	9
2	99		James MAY	Seat Cupra	9	11:24.118	26.843	26.843	77.62	1:07.267	8
3	16		Neil CUNNINGHAM	Ford Mustang	9	11:28.369	31.094	4.251	77.14	1:09.162	9
4	14		Mike RICHARDS	Caterham 7	9	11:29.223	31.948	0.854	77.04	1:09.255	8
5	1		James PLAZA	Caterham Roadsport	9	11:29.249	31.974	0.026	77.04	1:09.604	7
6	8		Alan WILSHIRE	Honda Integra	9	11:37.291	40.016	8.042	76.15	1:10.317	4
7	28		Ian BOYES	MGB	9	11:43.997	46.722	6.706	75.43	1:13.526	4
8	43		Edward BAKER	Ford Capri 3000 GT	9	11:44.345	47.070	0.348	75.39	1:13.074	6
9	53		Ian CLARK	Ford Capri MK1 GLX	9	11:45.078	47.803	0.733	75.31	1:10.931	4
10	33		Gemma HAMPSHIRE	VW Golf	9	11:46.401	49.126	1.323	75.17	1:16.414	7
11	9		Susan KENNISTON	VW Golf MkII	9	11:49.552	52.277	3.151	74.84	1:17.156	7
12	58		Andy KNOWLTON	VW Golf MKII Gti	9	11:49.736	52.461	0.184	74.82	1:16.230	8
13	21		Howard KIRKHAM	Jaguar XJ40	9	11:50.856	53.581	1.120	74.70	1:14.509	6
14	20		Michael O'SHEA	Jaguar XK 150S	9	11:51.261	53.986	0.405	74.66	1:13.554	6
15	79		Paul ASHTON	Rover MG Metro	9	11:51.847	54.572	0.586	74.59	1:14.327	8
16	46		David RATCLIFFE	Citroen Saxo	9	11:54.583	57.308	2.736	74.31	1:17.576	7
17	91		Nigel WILLIAMS	Porsche	9	11:59.721	1:02.446	5.138	73.78	1:14.415	5
18	71		Tim HARBER	Mini Super	8	11:02.449	1 lap	1 lap	71.25	1:12.879	5

### NOT CLASSIFIED

DNF 7			Gordon McCULLOCH	Alfa Romeo TZ1	4	5:24.717	5 laps	4 laps	72.68	1:16.578	2
DNF 17			Rob SMITH	TVR Vixeth	3	4:06.105	6 laps	1 lap	71.92	1:16.422	2

### FASTEST LAP

45			Alec HAMMOND	Chevrolet Camaro	9	1:04.156		91.96 mph		148.00 kph	
----	--	--	--------------	------------------	---	----------	--	-----------	--	------------	--

CARS - 99 and 16 45 second Penalty, CARS, 28, 79, 91, 21, 20 and 43 25 Second Penalty. Out of position start.

Weather / Track : Cloudy / Dry

These results are provisional until the conclusion of any judicial and technical matters.

Silverstone National  
Circuit Length = 1.6390 miles  
Start: 17:30 End: 17:42

Clerk of Course :		Timekeeper :	
-------------------	--	--------------	--

# Invitation Open Saloons

## RACE 1 - LAP CHART

Lap 1			Lap 2			Lap 3			Lap 4			Lap 5		
No	Behind	Laptime	No	Behind	Laptime	No	Behind	Laptime	No	Behind	Laptime	No	Behind	Laptime
21		1:24.001	16		1:11.047	16		1:10.286	16		1:09.621	16		1:10.242
16	0.127	1:24.128	99	1.350	1:10.566	99	0.410	1:09.346	99	0.206	1:09.417	99	0.551	1:10.587
79	1.323	1:25.324	21	5.165	1:16.339	28	10.603	1:15.072	28	14.508	1:13.526	71	1 LAP	1:13.538
28	1.347	1:25.348	28	5.817	1:15.644	21	10.729	1:15.850	21	15.625	1:14.517	28	17.913	1:13.647
99	1.958	1:25.959	79	6.510	1:16.361	79	11.492	1:15.268	43	16.200	1:13.306	43	19.864	1:13.906
9	3.316	1:27.317	43	9.386	1:14.787	43	12.515	1:13.415	79	16.990	1:15.119	21	20.295	1:14.912
46	3.706	1:27.707	9	9.638	1:17.496	20	14.278	1:14.597	20	18.717	1:14.060	79	21.123	1:14.375
33	4.313	1:28.314	20	9.967	1:15.817	9	17.912	1:18.560	91	24.072	1:15.214	20	22.351	1:13.876
20	5.324	1:29.325	33	11.121	1:17.982	33	18.136	1:17.301	33	26.113	1:17.598	91	28.245	1:14.415
43	5.773	1:29.774	46	11.458	1:18.926	91	18.479	1:16.969	9	27.179	1:18.888	45	32.930	1:07.738
58	5.824	1:29.825	91	11.796	1:16.298	46	20.057	1:18.885	46	29.363	1:18.927	33	33.127	1:17.256
91	6.672	1:30.673	7	12.530	1:16.578	7	20.391	1:18.147	7	29.635	1:18.865	9	34.814	1:17.877
7	7.126	1:31.127	17	13.488	1:16.422	17	20.644	1:17.442	58	30.244	1:18.061	46	36.715	1:17.594
17	8.240	1:32.241	58	14.066	1:19.416	58	21.804	1:18.024	45	35.434	1:04.637	58	36.919	1:16.917
14	42.447	2:06.448	14	42.015	1:10.742	45	40.418	1:05.097	14	44.029	1:10.507	14	44.050	1:10.263
1	42.531	2:06.532	1	42.057	1:10.700	14	43.143	1:11.414	1	44.080	1:10.473	1	44.137	1:10.299
53	44.567	2:08.568	8	45.217	1:11.140	1	43.228	1:11.457	8	46.445	1:10.317	8	46.705	1:10.502
8	45.251	2:09.252	45	45.607	1:04.996	8	45.749	1:10.818	53	48.392	1:10.931	53	50.731	1:12.581
45	51.785	2:15.786	53	45.666	1:12.273	53	47.082	1:11.702						
71	1:03.155	2:27.156	71	1:05.652	1:13.671	71	1:08.969	1:13.603						


# Invitation Open Saloons

## RACE 1 - LAP CHART

Lap 6			Lap 7			Lap 8			Lap 9		
No	Behind	Laptime	No	Behind	Laptime	No	Behind	Laptime	No	Behind	Laptime
16		1:09.850	99		1:08.163	99		1:07.267	99		1:07.938
99	0.576	1:09.875	16	0.928	1:09.667	16	3.027	1:09.366	16	4.251	1:09.162
71	1 LAP	1:12.879	71	1 LAP	1:14.519	71	1 LAP	1:13.726	45	18.157	1:04.156
28	21.994	1:13.931	45	24.745	1:05.423	45	21.939	1:04.461	71	1 LAP	1:13.357
43	23.088	1:13.074	28	27.529	1:14.274	28	34.189	1:13.927	28	39.879	1:13.628
21	24.954	1:14.509	43	27.805	1:13.456	43	34.608	1:14.070	43	40.227	1:13.557
79	25.782	1:14.509	21	30.985	1:14.770	21	39.316	1:15.598	21	46.738	1:15.360
20	26.055	1:13.554	20	31.987	1:14.671	20	39.426	1:14.706	20	47.143	1:15.655
45	28.061	1:04.981	79	33.218	1:16.175	79	40.278	1:14.327	79	47.729	1:15.389
91	35.175	1:16.780	91	41.405	1:14.969	1	47.628	1:09.724	14	50.105	1:10.331
33	40.450	1:17.173	1	45.171	1:09.604	14	47.712	1:09.255	1	50.131	1:10.441
9	42.403	1:17.439	14	45.724	1:10.265	91	48.661	1:14.523	91	55.603	1:14.880
58	44.135	1:17.066	33	48.125	1:16.414	8	55.288	1:11.709	8	58.173	1:10.823
14	44.198	1:09.998	9	50.820	1:17.156	33	58.034	1:17.176	53	1:05.960	1:12.704
1	44.306	1:10.019	8	50.846	1:11.959	9	1:00.893	1:17.340	33	1:07.283	1:17.187
46	45.612	1:18.747	58	52.847	1:17.451	53	1:01.194	1:12.261	9	1:10.434	1:17.479
8	47.626	1:10.771	46	54.449	1:17.576	58	1:01.810	1:16.230	58	1:10.618	1:16.746
53	52.834	1:11.953	53	56.200	1:12.105	46	1:04.870	1:17.688	46	1:15.465	1:18.533

# Invitation Open Saloons

## RACE 6 - GRID

ROW 16	1:05.931	45	Graham HATHAWAY		
ROW 15	65 SECONDS				
ROW 14		16	Neil CUNNINGHAM	99	James MAY
ROW 13		8	Alan WILSHIRE	1	James PLAZA
ROW 12		53	Ian CLARK	14	Mike RICHARDS
ROW 11	45 SECONDS				
ROW 10		28	Ian BOYES		
ROW 9		91	Nigel WILLIAMS	79	Paul ASHTON
ROW 8		2	Robin WARD	21	Howard KIRKHAM
ROW 7		43	Edward BAKER	20	Michael O'SHEA
ROW 6		17	Rob SMITH	7	Gordon McCULLOCH
ROW 5	25 SECONDS				
ROW 4		58	Andy KNOWLTON		
ROW 3		9	Susan KENNISTON	33	Jerry HAMPSHIRE
ROW 2	10 SECONDS				
ROW 1		61	Nigel WEBB	46	David RATCLIFFE
<b>Pole</b>					
					

Silverstone National  
Circuit Length = 1.6390 miles

**These results are provisional until the conclusion of any judicial and technical matters.**

Clerk of Course :		Timekeeper :

# Invitation Formula Ford 1600

## RACE 2 - CLASSIFICATION

POS	NO	CL	NAME	ENTRY	LAPS	TIME	GAP	DIFF	MPH	BEST	ON
1	61		Will SCHRYVER	Van Diemen	10	10:54.244			90.18	1:03.886	8
2	33		Matthew PARR	Van Diemen	10	10:56.610	2.366	2.366	89.86	1:04.057	7
3	59		Matt McKILLOP	Swift SC93	10	10:58.013	3.769	1.403	89.66	1:04.301	7
4	89		Peter DALY	Van Dieman RF04	10	10:58.952	4.708	0.939	89.54	1:04.119	10
5	44		Jim MORRIS	Van Diemen RF05	10	11:02.095	7.851	3.143	89.11	1:04.922	6
6	74		Martin SHORT	Van Diemen	10	11:06.042	11.798	3.947	88.58	1:04.227	5
7	18		Archie HAMILTON	Van Diemen RF03	10	11:07.875	13.631	1.833	88.34	1:05.004	5
8	7		Gaus GHINN	Van Diemen RF00	10	11:08.109	13.865	0.234	88.31	1:04.737	5
9	6		Jeremy UNSWORTH	Ray 97	10	11:08.496	14.252	0.387	88.26	1:05.302	5
10	73		Carl HEMMING	Ray GRS08	10	11:10.171	15.927	1.675	88.04	1:05.375	5
11	8		Michael BRADLEY	Van Diemen RF00	10	11:10.697	16.453	0.526	87.97	1:05.282	5
12	23		Paul BUTLER	Zetec M95	10	11:32.201	37.957	21.504	85.24	1:06.757	8
13	99		Mac McKILLOP	Swift SC95	10	11:33.241	38.997	1.040	85.11	1:07.551	8
14	98		Lorna VICKERS	Van Dieman RF89	10	11:33.759	39.515	0.518	85.04	1:07.612	3
15	15		John OWEN	Swift SC92F	10	11:34.293	40.049	0.534	84.98	1:07.499	9
16	29		Simon McNALLY	Ray	9	11:29.735	1 lap	1 lap	76.99	1:12.841	7
17	76		Neil HUNT	Van Diemen RF99	9	11:29.830	1 lap	0.095	76.98	1:06.029	4
NOT CLASSIFIED											
DNF	1		Edward MOORE	Van Diemen RF99	9	9:49.065	1 lap		90.14	1:04.113	6
DNF	85		Dave CONNER	Van Diemen	9	9:49.232	1 lap	0.167	90.12	1:03.843	9
FASTEST LAP											
	85		Dave CONNER	Van Diemen	9	1:03.843		92.41 mph		148.73 kph	

Weather / Track : Cloudy / Dry

These results are provisional until the conclusion of any judicial and technical matters.

Silverstone National  
Circuit Length = 1.6390 miles  
Start: 17:49 End: 18:01

Clerk of Course :		Timekeeper :
-------------------	--	--------------

# Invitation Formula Ford 1600

## RACE 2 - LAP CHART


Lap 1			Lap 2			Lap 3			Lap 4			Lap 5		
No	Behind	Laptime	No	Behind	Laptime	No	Behind	Laptime	No	Behind	Laptime	No	Behind	Laptime
1		1:13.143	1		1:04.324	1		1:04.478	1		1:05.368	1		1:04.310
85	0.487	1:13.630	85	0.346	1:04.183	85	0.021	1:04.153	85	0.121	1:05.468	61	0.425	1:03.927
44	1.058	1:14.201	61	1.568	1:04.367	61	1.900	1:04.810	61	0.808	1:04.276	85	0.640	1:04.829
61	1.525	1:14.668	44	1.906	1:05.172	59	2.803	1:04.835	59	2.853	1:05.418	33	3.786	1:04.764
59	1.950	1:15.093	59	2.446	1:04.820	44	2.828	1:05.400	33	3.332	1:04.924	59	3.903	1:05.360
18	2.496	1:15.639	33	3.781	1:04.814	33	3.776	1:04.473	44	3.658	1:06.198	44	4.414	1:05.066
6	3.163	1:16.306	18	4.029	1:05.857	18	5.391	1:05.840	89	4.840	1:04.669	89	5.459	1:04.929
33	3.291	1:16.434	7	4.752	1:05.276	89	5.539	1:04.769	18	6.005	1:05.982	18	6.699	1:05.004
7	3.800	1:16.943	6	5.143	1:06.304	7	6.061	1:05.787	6	6.557	1:05.522	6	7.549	1:05.302
73	4.422	1:17.565	89	5.248	1:05.062	6	6.403	1:05.738	7	7.363	1:06.670	7	7.790	1:04.737
89	4.510	1:17.653	73	6.768	1:06.670	73	7.678	1:05.388	73	7.842	1:05.532	73	8.907	1:05.375
76	5.322	1:18.465	8	7.206	1:06.072	8	8.226	1:05.498	8	8.252	1:05.394	8	9.224	1:05.282
8	5.458	1:18.601	76	7.935	1:06.937	76	9.705	1:06.248	74	9.401	1:04.269	74	9.318	1:04.227
99	6.449	1:19.592	74	10.393	1:05.226	74	10.500	1:04.585	76	10.366	1:06.029	98	21.398	1:09.447
98	7.010	1:20.153	99	10.426	1:08.301	98	13.866	1:07.612	98	16.261	1:07.763	15	21.794	1:08.924
15	7.980	1:21.123	98	10.732	1:08.046	99	14.515	1:08.567	99	16.926	1:07.779	99	21.892	1:09.276
74	9.491	1:22.634	15	11.257	1:07.601	15	14.885	1:08.106	15	17.180	1:07.663	23	23.798	1:07.821
23	11.540	1:24.683	23	15.243	1:08.027	23	18.519	1:07.754	23	20.287	1:07.136	76	46.208	1:40.152
29	15.659	1:28.802	29	26.313	1:14.978	29	34.861	1:13.026	29	42.759	1:13.266	29	53.839	1:15.390

# Invitation Formula Ford 1600

## RACE 2 - LAP CHART

Lap 6			Lap 7			Lap 8			Lap 9			Lap 10		
No	Behind	Laptime	No	Behind	Laptime	No	Behind	Laptime	No	Behind	Laptime	No	Behind	Laptime
1		1:04.113	1		1:04.835	1		1:04.308	1		1:04.186	61		1:04.247
61	1.288	1:04.976	85	0.623	1:04.035	85	0.510	1:04.195	85	0.167	1:03.843	33	2.366	1:04.196
85	1.423	1:04.896	61	1.605	1:05.152	61	1.183	1:03.886	61	0.932	1:03.935	59	3.769	1:04.876
33	4.093	1:04.420	29	1 LAP	1:17.192	33	3.404	1:04.397	33	3.349	1:04.131	89	4.708	1:04.119
59	4.437	1:04.647	33	3.315	1:04.057	59	3.929	1:04.334	59	4.072	1:04.329	44	7.851	1:05.516
44	5.223	1:04.922	59	3.903	1:04.301	89	5.639	1:04.317	89	5.768	1:04.315	74	11.798	1:04.709
89	5.776	1:04.430	44	5.328	1:04.940	44	6.666	1:05.646	44	7.514	1:05.034	18	13.631	1:05.788
18	8.134	1:05.548	89	5.630	1:04.689	29	1 LAP	1:12.841	74	12.268	1:05.138	7	13.865	1:05.654
6	9.082	1:05.646	18	9.177	1:05.878	18	10.867	1:05.998	18	13.022	1:06.341	6	14.252	1:05.524
7	9.133	1:05.456	6	10.500	1:06.253	74	11.316	1:04.551	7	13.390	1:05.446	73	15.927	1:06.000
74	9.969	1:04.764	7	10.919	1:06.621	7	12.130	1:05.519	6	13.907	1:05.566	8	16.453	1:06.003
73	10.636	1:05.842	74	11.073	1:05.939	6	12.527	1:06.335	73	15.106	1:06.287	29	1 LAP	1:20.629
8	11.129	1:06.018	73	11.754	1:05.953	73	13.005	1:05.559	8	15.629	1:05.898	76	1 LAP	1:09.172
98	25.019	1:07.734	8	12.676	1:06.382	8	13.917	1:05.549	29	1 LAP	1:13.611	23	37.957	1:08.012
99	25.663	1:07.884	76	1 LAP	1:46.787	76	1 LAP	1:08.488	76	1 LAP	1:07.552	99	38.997	1:08.509
15	26.169	1:08.488	98	28.565	1:08.381	99	32.059	1:07.551	23	35.124	1:06.762	98	39.515	1:08.554
23	26.572	1:06.887	99	28.816	1:07.988	98	32.332	1:08.075	99	35.667	1:07.794	15	40.049	1:08.749
			15	29.466	1:08.132	23	32.548	1:06.757	98	36.140	1:07.994			
			23	30.099	1:08.362	15	33.166	1:08.008	15	36.479	1:07.499			

**Invitation Formula Ford 1600**  
**RACE 7 - GRID**

ROW 10	85	Dave CONNER	
ROW 9	61	Will SCHRYVER	1 Edward MOORE
ROW 8	59	Matt McKILLOP	33 Matthew PARR
ROW 7	44	Jim MORRIS	89 Peter DALY
ROW 6	18	Archie HAMILTON	74 Martin SHORT
ROW 5	6	Jeremy UNSWORTH	7 Gaus GHINN
ROW 4	8	Michael BRADLEY	73 Carl HEMMING
ROW 3	99	Mac McKILLOP	23 Paul BUTLER
ROW 2	15	John OWEN	98 Lorna VICKERS
ROW 1	76	Neil HUNT	29 Simon McNALLY
<b>Pole</b>			
			

Silverstone National  
 Circuit Length = 1.6390 miles

**These results are provisional until the conclusion of any judicial and technical matters.**

Clerk of Course :		Timekeeper :



# Invitation Ma5da Racing

## RACE 3 - CLASSIFICATION

POS	NO	CL	NAME	ENTRY	LAPS	TIME	GAP	DIFF	MPH	BEST	ON
1	1		Paul SHEARD	Mazda MX5	8	10:04.877			78.03	1:13.889	3
2	3		Tom ROCHE	Mazda MX5	8	10:05.023	0.146	0.146	78.01	1:14.186	8
3	22		Jenifer GARRETT	Mazda MX5	8	10:05.980	1.103	0.957	77.89	1:14.022	3
4	6		Alyn ROBSON	Mazda MX5	8	10:07.011	2.134	1.031	77.76	1:13.883	2
5	55		Martin STEVINSON	Mazda MX5	8	10:15.588	10.711	8.577	76.67	1:15.231	4
6	69		Matthew ROBINSON	Mazda MX5	8	10:16.382	11.505	0.794	76.58	1:15.230	5
7	88		Paul O'NEIL	Mazda MX5	8	10:16.514	11.637	0.132	76.56	1:14.740	5
8	99		Jonathan BLAKE	Mazda MX5	8	10:16.979	12.102	0.465	76.50	1:14.935	4
9	25		Malcolm EDESON	Mazda MX5	8	10:20.969	16.092	3.990	76.01	1:15.435	8
10	77		Kevin MIDDLETON	Mazda MX5	8	10:22.186	17.309	1.217	75.86	1:15.825	4
11	32		Charles PLUMLEY	Mazda MX5	8	10:25.990	21.113	3.804	75.40	1:15.011	4
12	4		James MAXFIELD	Mazda MX5	8	10:26.539	21.662	0.549	75.33	1:16.285	2

### FASTEST LAP

6	Alyn ROBSON	Mazda MX5	2	1:13.883	79.86 mph	128.52 kph
---	-------------	-----------	---	----------	-----------	------------

Weather / Track : Cloudy / Dry

These results are provisional until the conclusion of any judicial and technical matters.

Silverstone National  
Circuit Length = 1.6390 miles  
Start: 18:09 End: 18:20

Clerk of Course :		Timekeeper :
-------------------	--	--------------


**Invitation Ma5da Racing**  
**RACE 3 - LAP CHART**

Lap 1			Lap 2			Lap 3			Lap 4			Lap 5		
No	Behind	Laptime	No	Behind	Laptime	No	Behind	Laptime	No	Behind	Laptime	No	Behind	Laptime
3		1:23.475	3		1:14.305	1		1:13.889	3		1:14.409	1		1:14.177
1	0.273	1:23.748	1	0.609	1:14.641	3	0.405	1:14.903	1	0.136	1:14.950	3	0.368	1:14.681
22	0.845	1:24.320	22	1.185	1:14.645	22	0.709	1:14.022	22	0.640	1:14.745	22	0.741	1:14.414
6	1.971	1:25.446	6	1.549	1:13.883	6	1.022	1:13.971	6	0.860	1:14.652	6	0.911	1:14.364
69	2.339	1:25.814	99	3.592	1:15.447	55	4.809	1:15.618	55	5.226	1:15.231	55	6.237	1:15.324
99	2.450	1:25.925	55	3.689	1:15.334	99	5.530	1:16.436	99	5.651	1:14.935	99	6.521	1:15.183
55	2.660	1:26.135	69	4.268	1:16.234	69	5.621	1:15.851	69	6.087	1:15.280	69	7.004	1:15.230
88	3.770	1:27.245	88	5.687	1:16.222	88	6.510	1:15.321	88	6.986	1:15.290	88	7.413	1:14.740
32	3.833	1:27.308	4	6.996	1:16.285	32	8.604	1:15.543	32	8.801	1:15.011	32	9.607	1:15.119
77	4.571	1:28.046	77	7.152	1:16.886	77	9.215	1:16.561	77	10.226	1:15.825	25	11.875	1:15.697
4	5.016	1:28.491	32	7.559	1:18.031	25	9.574	1:15.859	25	10.491	1:15.731	77	12.344	1:16.431
25	5.250	1:28.725	25	8.213	1:17.268	4	10.101	1:17.603	4	11.585	1:16.298	4	13.968	1:16.696

**Invitation Ma5da Racing**  
**RACE 3 - LAP CHART**

Lap 6			Lap 7			Lap 8		
No	Behind	Laptime	No	Behind	Laptime	No	Behind	Laptime
1		1:14.725	1		1:14.234	1		1:14.513
3	0.298	1:14.655	3	0.473	1:14.409	3	0.146	1:14.186
22	0.701	1:14.685	22	1.051	1:14.584	22	1.103	1:14.565
6	1.204	1:15.018	6	2.013	1:15.043	6	2.134	1:14.634
55	7.468	1:15.956	55	9.581	1:16.347	55	10.711	1:15.643
69	7.657	1:15.378	88	9.987	1:16.245	69	11.505	1:15.810
88	7.976	1:15.288	69	10.208	1:16.785	88	11.637	1:16.163
99	8.137	1:16.341	99	10.501	1:16.598	99	12.102	1:16.114
32	10.437	1:15.555	32	11.434	1:15.231	25	16.092	1:15.435
25	13.300	1:16.150	25	15.170	1:16.104	77	17.309	1:15.912
77	13.941	1:16.322	77	15.910	1:16.203	32	21.113	1:24.192
4	16.004	1:16.761	4	19.105	1:17.335	4	21.662	1:17.070

**Invitation Ma5da Racing**  
**RACE 8 - GRID**

ROW 6	3 Tom ROCHE	1 Paul SHEARD
ROW 5	6 Alyn ROBSON	22 Jenifer GARRETT
ROW 4	69 Matthew ROBINSON	55 Martin STEVINSON
ROW 3	99 Jonathan BLAKE	88 Paul O'NEIL
ROW 2	77 Kevin MIDDLETON	25 Malcolm EDESON
ROW 1	4 James MAXFIELD	32 Charles PLUMLEY
<b>Pole</b>		
		

Silverstone National  
 Circuit Length = 1.6390 miles

**These results are provisional until the conclusion of any judicial and technical matters.**

Clerk of Course :		Timekeeper :

# Invitation Open Sports

## RACE 4 - CLASSIFICATION

POS	NO	CL	NAME	ENTRY	LAPS	TIME	GAP	DIFF	MPH	BEST	ON
1	69		Mark STEWARD	Tiger RS6	10	10:50.389			90.72	1:02.543	7
2	74		Ginger MARSHALL	Boweby MKII	10	11:05.360	14.971	14.971	88.67	1:00.269	6
3	21		Leigh PARKES	Nemesis Supersport RME 97	10	11:09.860	19.471	4.500	88.08	59.171	9
4	99		Nick BARROW	Radical SR3 Turbo	10	11:15.347	24.958	5.487	87.36	59.759	2
5	8		Karl DEMPSEY	Mallock P20	10	11:21.556	31.167	6.209	86.57	1:00.826	7
6	59		Alastair CHALMERS	Caterham CSR	10	11:24.057	33.668	2.501	86.25	1:02.391	10
7	52		Stephen DOCHERTY	Lotus 2-Eleven	10	11:32.619	42.230	8.562	85.18	1:06.142	3
8	44		Steve SCOTT	Porsche GT3	10	11:34.502	44.113	1.883	84.95	1:03.752	10
9	38		Bob CROZIER	Mallock MKII	10	11:35.504	45.115	1.002	84.83	1:01.869	9
10	63		Robert CHALMERS	Caterham R400	10	11:36.181	45.792	0.677	84.75	1:03.947	6
11	79		Jon LEE	Lynx AE LR1300	10	11:42.051	51.662	5.870	84.04	1:00.784	3
12	24		Peter RATCLIFFE	Caterham Superlight	10	11:42.208	51.819	0.157	84.02	1:03.727	7
13	5		Keith DUNN	Caterham Superlight	10	11:42.390	52.001	0.182	84.00	1:03.633	7
14	28		Fiona JAMES	Ginetta G50	10	11:45.391	55.002	3.001	83.64	1:04.348	3
15	62		Duncan McKAY	Ferrari 355	10	11:45.850	55.461	0.459	83.59	1:06.763	6
16	4		Neil CUNNINGHAM	Peugeot 207 Spyder	10	11:45.877	55.488	0.027	83.58	1:03.897	7
17	7		Paul FINES-ALLIN	Caterham 7	10	11:48.416	58.027	2.539	83.28	1:04.826	7
18	54		Phil HAWORTH	Caterham 7	10	11:52.667	1:02.278	4.251	82.79	1:09.965	7
19	17		John MacLEOD	Tiger R6	10	11:55.825	1:05.436	3.158	82.42	1:08.529	3
20	23		Darryl BECKWITH	Procomp LA Gold	9	10:57.298	1 lap	1 lap	80.79	1:07.071	8
21	22		Stephen LANSLEY	Procomp LA Gold	9	10:58.175	1 lap	0.877	80.68	1:06.918	6
22	61		David BRIAULT	Tiger R6	9	11:00.288	1 lap	2.113	80.42	1:11.882	2
23	50		Keith HURFORD	Lotus Exige S2	9	11:19.593	1 lap	19.305	78.13	1:13.709	8
24	80		Geoffrey PEOCOCK	Global GT Light 600	9	11:19.804	1 lap	0.211	78.11	1:11.366	7
25	53		Nigel BAKER	Napier Sport	9	11:33.525	1 lap	13.721	76.57	1:11.785	8
NOT CLASSIFIED											
DNF	20		Graham READ	Radical Clubsport	4	4:59.613	6 laps	5 laps	78.77	1:09.383	2
DNF	19		Chris PORRITT	Caterham 7	3	3:29.807	7 laps	1 lap	84.36	1:06.095	3
FASTEST LAP											
	21		Leigh PARKES	Nemesis Supersport RME 97	9	59.171		99.71 mph		160.47 kph	

Weather / Track : Cloudy / Dry

These results are provisional until the conclusion of any judicial and technical matters.

Silverstone National  
Circuit Length = 1.6390 miles  
Start: 18:26 End: 18:38

Clerk of Course :

Timekeeper :

**Invitation Open Sports**  
**RACE 4 - LAP CHART**


Lap 1			Lap 2			Lap 3			Lap 4			Lap 5		
No	Behind	Laptime	No	Behind	Laptime	No	Behind	Laptime	No	Behind	Laptime	No	Behind	Laptime
19		1:16.533	19		1:07.179	19		1:06.095	69		1:03.173	69		1:03.471
54	3.043	1:19.576	69	2.432	1:04.230	69	0.118	1:03.781	52	11.382	1:06.784	52	14.556	1:06.645
61	3.724	1:20.257	54	6.588	1:10.724	52	7.889	1:06.142	54	17.987	1:10.322	62	21.868	1:07.047
50	4.783	1:21.316	52	7.842	1:08.149	54	10.956	1:10.463	62	18.292	1:07.400	54	24.525	1:10.009
69	5.381	1:21.914	61	8.427	1:11.882	62	14.183	1:08.063	17	23.512	1:08.968	74	25.741	1:00.981
52	6.872	1:23.405	50	11.686	1:14.082	61	14.965	1:12.633	61	24.399	1:12.725	17	29.484	1:09.443
20	10.743	1:27.276	62	12.215	1:07.984	17	17.835	1:08.529	20	26.515	1:11.071	59	31.741	1:03.636
62	11.410	1:27.943	20	12.947	1:09.383	20	18.735	1:11.883	74	28.231	1:00.411	61	34.006	1:13.078
17	13.466	1:29.999	17	15.401	1:09.114	50	20.795	1:15.204	50	31.489	1:13.985	21	35.474	1:00.612
53	15.140	1:31.673	53	19.762	1:11.801	53	25.523	1:11.856	59	31.576	1:04.251	8	36.858	1:02.793
80	18.406	1:34.939	80	25.854	1:14.627	59	30.616	1:03.346	53	34.167	1:11.935	99	37.264	1:00.523
59	37.365	1:53.898	59	33.365	1:03.179	74	31.111	1:00.283	44	36.943	1:06.780	44	38.016	1:04.544
44	37.928	1:54.461	44	34.727	1:03.978	80	33.338	1:13.579	63	37.486	1:04.778	63	38.583	1:04.568
63	39.054	1:55.587	74	36.923	1:01.398	44	33.454	1:04.822	8	37.536	1:02.039	28	41.959	1:05.863
23	40.540	1:57.073	63	37.224	1:05.349	63	35.999	1:04.870	21	38.333	1:00.328	79	42.323	1:02.025
28	40.712	1:57.245	28	38.992	1:05.459	28	37.245	1:04.348	28	39.567	1:05.613	50	43.026	1:15.008
7	41.392	1:57.925	23	40.678	1:07.317	8	38.788	1:02.388	99	40.212	1:00.185	53	43.502	1:12.806
22	42.197	1:58.730	7	40.959	1:06.746	7	40.228	1:05.364	38	42.955	1:05.554	38	43.516	1:04.032
74	42.704	1:59.237	38	41.403	1:03.273	38	40.692	1:05.384	7	43.412	1:06.475	24	44.600	1:04.152
38	45.309	2:01.842	8	42.495	1:02.381	21	41.296	1:00.319	5	43.620	1:04.178	5	44.702	1:04.553
5	47.249	2:03.782	22	43.244	1:08.226	23	42.668	1:08.085	79	43.769	1:02.257	7	46.008	1:06.067
8	47.293	2:03.826	5	44.341	1:04.271	5	42.733	1:04.487	24	43.919	1:04.109	4	46.434	1:04.258
24	47.632	2:04.165	24	44.633	1:04.180	24	43.101	1:04.563	80	44.994	1:14.947	23	50.348	1:07.227
4	48.816	2:05.349	4	46.193	1:04.556	99	43.318	1:00.239	4	45.647	1:04.246	22	52.711	1:06.980
21	54.568	2:11.101	21	47.072	59.683	4	44.692	1:04.594	23	46.592	1:07.215	80	55.191	1:13.668
79	56.123	2:12.656	99	49.174	59.759	79	44.803	1:00.784	22	49.202	1:07.523			
99	56.594	2:13.127	79	50.114	1:01.170	22	44.970	1:07.821						

**Invitation Open Sports**  
**RACE 4 - LAP CHART**

Lap 6			Lap 7			Lap 8			Lap 9			Lap 10		
No	Behind	Laptime	No	Behind	Laptime	No	Behind	Laptime	No	Behind	Laptime	No	Behind	Laptime
69		1:03.120	69		1:02.543	69		1:02.704	69		1:02.847	69		1:02.606
52	18.461	1:07.025	80	1 LAP	1:11.500	53	1 LAP	1:11.987	61	1 LAP	1:12.723	23	1 LAP	1:07.238
74	22.890	1:00.269	74	20.931	1:00.584	50	1 LAP	1:13.966	23	1 LAP	1:07.071	22	1 LAP	1:07.053
62	25.511	1:06.763	52	23.011	1:07.093	80	1 LAP	1:11.366	22	1 LAP	1:07.413	61	1 LAP	1:11.995
59	31.925	1:03.304	21	29.291	59.761	74	18.726	1:00.499	53	1 LAP	1:11.785	74	14.971	1:00.872
54	32.032	1:10.627	99	32.073	1:00.133	21	26.045	59.458	50	1 LAP	1:13.709	21	19.471	59.708
21	32.073	59.719	62	33.249	1:10.281	52	26.956	1:06.649	74	16.705	1:00.826	99	24.958	1:00.738
99	34.483	1:00.339	59	33.385	1:04.003	99	29.326	59.957	80	1 LAP	1:11.482	50	1 LAP	1:15.224
8	36.327	1:02.589	8	34.610	1:00.826	59	33.251	1:02.570	21	22.369	59.171	80	1 LAP	1:13.696
17	36.363	1:09.999	54	39.454	1:09.965	8	33.448	1:01.542	99	26.826	1:00.347	8	31.167	1:01.256
44	38.790	1:03.894	44	40.189	1:03.942	79	38.710	1:01.114	52	32.329	1:08.220	59	33.668	1:02.391
63	39.410	1:03.947	79	40.300	1:01.410	62	40.977	1:10.432	8	32.517	1:01.916	52	42.230	1:12.507
79	41.433	1:02.230	63	40.964	1:04.097	44	41.617	1:04.132	59	33.883	1:03.479	53	1 LAP	1:34.464 P
61	42.946	1:12.060	17	43.422	1:09.602	63	42.950	1:04.690	44	42.967	1:04.197	44	44.113	1:03.752
28	43.253	1:04.414	28	45.932	1:05.222	38	45.998	1:02.512	63	44.289	1:04.186	38	45.115	1:02.701
38	43.696	1:03.300	38	46.190	1:05.037	54	46.990	1:10.240	38	45.020	1:01.869	63	45.792	1:04.109
24	45.234	1:03.754	24	46.418	1:03.727	5	48.914	1:05.052	62	48.933	1:10.803	79	51.662	1:02.187
5	45.476	1:03.894	5	46.566	1:03.633	24	49.191	1:05.477	24	50.448	1:04.104	24	51.819	1:03.977
4	47.895	1:04.581	4	49.249	1:03.897	28	49.715	1:06.487	5	50.596	1:04.529	5	52.001	1:04.011
7	48.209	1:05.321	7	50.492	1:04.826	17	50.507	1:09.789	28	52.039	1:05.171	28	55.002	1:05.569
53	55.600	1:15.218	61	53.338	1:12.935	4	50.533	1:03.988	79	52.081	1:16.218	62	55.461	1:09.134
23	55.648	1:08.420	23	1:00.757	1:07.652	7	53.334	1:05.546	4	53.049	1:05.363	4	55.488	1:05.045
22	56.509	1:06.918	22	1:01.477	1:07.511				54	54.872	1:10.729	7	58.027	1:04.899
50	57.005	1:17.099							7	55.734	1:05.247	54	1:02.278	1:10.012
									17	57.859	1:10.199	17	1:05.436	1:10.183

# Invitation Open Sports

## RACE 9 - GRID

ROW 18	74	Ginger MARSHALL		
ROW 17	99	Richard CORBETT	21	Leigh PARKES
ROW 16	79	Jon LEE	8	Karl DEMPSEY
ROW 15	60 SECONDS			
ROW 14	59	Alastair CHALMERS	69	Mark STEWARD
ROW 13	38	Bob CROZIER	44	Steve SCOTT
ROW 12	24	Peter RATCLIFFE	63	Robert CHALMERS
ROW 11	4	Neil CUNNINGHAM	5	Keith DUNN
ROW 10	45 SECONDS			
ROW 9	28	Fiona JAMES	52	Stephen DOCHERTY
ROW 8	7	Paul FINES-ALLIN	62	Duncan MCKAY
ROW 7	35 SECONDS			
ROW 6	20	Graham READ	19	Chris PORRITT
ROW 5	17	John MacLEOD	54	Phil HAWORTH
ROW 4	22	Stephen LANSLEY	23	Darryl BECKWITH
ROW 3	20 SECONDS			
ROW 2	50	Keith HURFORD	61	David BRIAULT
ROW 1	53	Nigel BAKER	80	Geoffrey PEOCOCK
<b>Pole</b>				
				

Silverstone National  
Circuit Length = 1.6390 miles

**These results are provisional until the conclusion of any judicial and technical matters.**

Clerk of Course :		Timekeeper :
-------------------	--	--------------



# Invitation Toyota MR2

## RACE 5 - CLASSIFICATION

POS	NO	CL	NAME	ENTRY	LAPS	TIME	GAP	DIFF	MPH	BEST	ON
1	73		Mark JESSOP	Toyota MR2	9	11:01.346			80.29	1:11.824	2
2	1		Patrick MORTELL	Toyota MR2	9	11:03.442	2.096	2.096	80.04	1:12.253	7
3	58		Steve LUMLEY	Toyota MR2	9	11:03.913	2.567	0.471	79.98	1:11.990	9
4	28		Zac CHAPMAN	Toyota MR2	9	11:05.702	4.356	1.789	79.77	1:12.245	8
5	95		Anthony DAY	Toyota MR2	9	11:10.450	9.104	4.748	79.20	1:12.785	2
6	11		David LITCHFIELD	Toyota MR2 MK2	9	11:13.154	11.808	2.704	78.88	1:13.167	6
7	64		Matthew MARSH	Toyota MR2 MK2	9	11:14.100	12.754	0.946	78.77	1:13.158	8
8	7		John WILSON	Toyota MR2	9	11:14.596	13.250	0.496	78.71	1:13.123	9
9	38		David BRYANT	Toyota MR2	9	11:17.692	16.346	3.096	78.35	1:13.408	9
10	69		Elliott DUNMORE	Toyota MR2	9	11:18.351	17.005	0.659	78.28	1:13.023	4
11	14		Rob HORSFIELD	Toyota MR2	9	11:19.005	17.659	0.654	78.20	1:13.207	8
12	26		Rob BARNETT	Toyota MR2	9	11:22.898	21.552	3.893	77.76	1:13.399	4
13	89		David WEAVING	Toyota MR2 MK2	9	11:23.140	21.794	0.242	77.73	1:13.810	7
14	5		Andrew KNIGHT	Toyota MR2	9	11:24.908	23.562	1.768	77.53	1:13.346	4
15	3		Alex KNIGHT	Toyota MR2	9	11:25.377	24.031	0.469	77.48	1:13.014	7
16	88		Alric KITSON	Toyota MR2 MK2	9	11:28.498	27.152	3.121	77.12	1:13.506	4
17	16		Dominic JACKSON	Toyota MR2	9	11:34.737	33.391	6.239	76.43	1:13.460	2
18	80		Peter LITCHFIELD	Toyota MR2	9	11:37.320	35.974	2.583	76.15	1:14.856	8
19	87		Richard WEAVING	Toyota MR2	9	11:38.013	36.667	0.693	76.07	1:14.661	7
20	2		Jeff HOLDEN	Toyota MR2	9	11:47.616	46.270	9.603	75.04	1:15.611	2
21	57		Toni GLADDING	Toyota MR2 MK2	9	11:55.756	54.410	8.140	74.19	1:16.356	7
22	36		Anthony KNIGHT	Toyota MR2	9	11:56.126	54.780	0.370	74.15	1:14.225	6
23	6		Teresa BUCKLEY	Toyota MR2	9	12:06.320	1:04.974	10.194	73.11	1:17.272	5
24	53		Hassen GAUNGOO	Toyota MR2	9	12:07.499	1:06.153	1.179	72.99	1:18.082	4
25	78		Steve WOOLFE	Toyota MR2	9	12:08.591	1:07.245	1.092	72.88	1:18.191	8
NOT CLASSIFIED											
DNF	8		Kevin WILLIAMS	Toyota MR2	6	8:00.351	3 laps	3 laps	73.70	1:13.294	2
FASTEST LAP											
	73		Mark JESSOP	Toyota MR2	2	1:11.824			82.15 mph	132.20 kph	

Weather / Track : Cloudy / Dry

These results are provisional until the conclusion of any judicial and technical matters.

Silverstone National  
Circuit Length = 1.6390 miles  
Start: 18:44 End: 19:00

Clerk of Course :		Timekeeper :
-------------------	--	--------------

**Invitation Toyota MR2**  
**RACE 5 - LAP CHART**


Lap 1			Lap 2			Lap 3			Lap 4			Lap 5		
No	Behind	Laptime	No	Behind	Laptime	No	Behind	Laptime	No	Behind	Laptime	No	Behind	Laptime
28		1:22.527	73		1:11.824	73		1:12.472	73		1:11.840	73		1:12.167
73	0.709	1:23.236	28	0.317	1:12.850	1	0.661	1:12.410	1	1.519	1:12.698	1	2.168	1:12.816
1	0.938	1:23.465	1	0.723	1:12.318	58	0.771	1:12.313	28	1.884	1:12.769	58	2.379	1:12.274
58	1.317	1:23.844	58	0.930	1:12.146	28	0.955	1:13.110	58	2.272	1:13.341	28	3.974	1:14.257
16	1.592	1:24.119	95	2.333	1:12.785	95	3.097	1:13.236	95	4.285	1:13.028	95	5.310	1:13.192
95	2.081	1:24.608	16	2.519	1:13.460	16	3.584	1:13.537	16	5.226	1:13.482	11	7.664	1:13.798
8	2.250	1:24.777	8	3.011	1:13.294	8	3.944	1:13.405	8	5.708	1:13.604	7	8.296	1:13.585
11	2.868	1:25.395	11	3.553	1:13.218	11	4.381	1:13.300	11	6.033	1:13.492	64	8.892	1:13.661
7	3.253	1:25.780	7	4.455	1:13.735	7	5.138	1:13.155	7	6.878	1:13.580	14	10.739	1:14.718
69	3.501	1:26.028	64	5.044	1:13.586	64	5.814	1:13.242	64	7.398	1:13.424	69	11.093	1:15.515
64	3.991	1:26.518	69	5.327	1:14.359	69	6.562	1:13.707	69	7.745	1:13.023	38	11.814	1:13.858
88	4.437	1:26.964	14	5.917	1:13.828	14	6.820	1:13.375	14	8.188	1:13.208	8	11.913	1:18.372
14	4.622	1:27.149	38	7.002	1:14.612	38	8.313	1:13.783	38	10.123	1:13.650	88	13.282	1:14.906
38	4.923	1:27.450	88	7.734	1:15.830	88	8.877	1:13.615	88	10.543	1:13.506	3	13.917	1:14.516
3	5.661	1:28.188	3	8.101	1:14.973	3	9.863	1:14.234	3	11.568	1:13.545	26	14.326	1:14.293
89	5.841	1:28.368	89	8.640	1:15.332	89	10.378	1:14.210	26	12.200	1:13.399	89	15.040	1:14.696
26	6.590	1:29.117	26	8.951	1:14.894	26	10.641	1:14.162	89	12.511	1:13.973	5	15.550	1:14.995
5	6.873	1:29.400	5	9.275	1:14.935	5	11.216	1:14.413	5	12.722	1:13.346	16	19.548	1:26.489
2	7.341	1:29.868	2	10.419	1:15.611	2	15.207	1:17.260	80	20.292	1:16.798	80	25.463	1:17.338
87	7.987	1:30.514	87	11.599	1:16.145	80	15.334	1:15.795	2	21.118	1:17.751	87	26.126	1:16.158
80	8.252	1:30.779	80	12.011	1:16.292	36	15.704	1:15.619	87	22.135	1:17.845	2	26.357	1:17.406
57	8.707	1:31.234	36	12.557	1:16.020	87	16.130	1:17.003	57	22.742	1:16.869	57	27.077	1:16.502
36	9.070	1:31.597	57	13.502	1:17.328	57	17.713	1:16.683	36	25.306	1:21.442	36	28.606	1:15.467
78	10.576	1:33.103	78	17.111	1:19.068	53	24.644	1:19.645	53	30.886	1:18.082	53	37.127	1:18.408
53	11.527	1:34.054	53	17.471	1:18.477	78	26.021	1:21.382	78	32.396	1:18.215	6	37.997	1:17.272
6	13.552	1:36.079	6	21.382	1:20.363	6	27.147	1:18.237	6	32.892	1:17.585	78	38.891	1:18.662

**Invitation Toyota MR2**  
**RACE 5 - LAP CHART**

Lap 6			Lap 7			Lap 8			Lap 9		
No	Behind	Laptime	No	Behind	Laptime	No	Behind	Laptime	No	Behind	Laptime
73		1:12.374	73		1:12.409	73		1:12.466	73		1:12.558
1	2.103	1:12.309	1	1.947	1:12.253	1	2.212	1:12.731	1	2.096	1:12.442
58	2.860	1:12.855	58	2.802	1:12.351	58	3.135	1:12.799	58	2.567	1:11.990
28	4.737	1:13.137	28	4.645	1:12.317	28	4.424	1:12.245	28	4.356	1:12.490
95	6.194	1:13.258	95	6.715	1:12.930	95	8.006	1:13.757	95	9.104	1:13.656
11	8.457	1:13.167	11	9.710	1:13.662	11	10.921	1:13.677	11	11.808	1:13.445
7	9.558	1:13.636	7	10.747	1:13.598	64	11.924	1:13.158	64	12.754	1:13.388
64	10.112	1:13.594	64	11.232	1:13.529	7	12.685	1:14.404	7	13.250	1:13.123
69	12.676	1:13.957	38	14.369	1:13.776	38	15.496	1:13.593	38	16.346	1:13.408
38	13.002	1:13.562	69	14.807	1:14.540	69	15.878	1:13.537	69	17.005	1:13.685
14	13.004	1:14.639	14	15.887	1:15.292	14	16.628	1:13.207	14	17.659	1:13.589
3	15.408	1:13.865	3	16.013	1:13.014	3	16.813	1:13.266	26	21.552	1:15.173
26	15.953	1:14.001	26	17.068	1:13.524	26	18.937	1:14.335	89	21.794	1:14.525
88	16.113	1:15.205	89	18.441	1:13.810	89	19.827	1:13.852	5	23.562	1:15.780
89	17.040	1:14.374	5	18.660	1:13.657	5	20.340	1:14.146	3	24.031	1:19.776
5	17.412	1:14.236	88	21.147	1:17.443	88	23.579	1:14.898	88	27.152	1:16.131
16	24.612	1:17.438	16	28.516	1:16.313	16	31.268	1:15.218	16	33.391	1:14.681
80	28.051	1:14.962	80	30.744	1:15.102	80	33.134	1:14.856	80	35.974	1:15.398
87	29.250	1:15.498	87	31.502	1:14.661	87	33.886	1:14.850	87	36.667	1:15.339
2	30.122	1:16.139	36	32.315	1:14.267	2	39.190	1:17.029	2	46.270	1:19.638
36	30.457	1:14.225	2	34.627	1:16.914	57	39.836	1:17.069	57	54.410	1:27.132
57	31.286	1:16.583	57	35.233	1:16.356	36	50.239	1:30.390	36	54.780	1:17.099
8	36.438	1:36.899	6	49.455	1:18.527	6	56.192	1:19.203	6	1:04.974	1:21.340
6	43.337	1:17.714	53	50.217	1:18.201	53	57.437	1:19.686	53	1:06.153	1:21.274
53	44.425	1:19.672	78	52.054	1:18.589	78	57.779	1:18.191	78	1:07.245	1:22.024
78	45.874	1:19.357									

# Invitation Toyota MR2

## RACE 10 - GRID

ROW 13	73 Mark JESSOP	1:13.294	8 Kevin WILLIAMS
ROW 12	58 Steve LUMLEY		1 Patrick MORTELL
ROW 11	95 Anthony DAY		28 Zac CHAPMAN
ROW 10	64 Matthew MARSH		11 David LITCHFIELD
ROW 9	38 David BRYANT		7 John WILSON
ROW 8	14 Rob HORSFIELD		69 Elliott DUNMORE
ROW 7	89 David WEAVING		26 Rob BARNETT
ROW 6	3 Alex KNIGHT		5 Andrew KNIGHT
ROW 5	16 Dominic JACKSON		88 Alric KITSON
ROW 4	87 Richard WEAVING		80 Peter LITCHFIELD
ROW 3	57 Toni GLADDING		2 Jeff HOLDEN
ROW 2	6 Teresa BUCKLEY		36 Anthony KNIGHT
ROW 1	78 Steve WOOLFE		53 Hassen GAUNGOO
<b>Pole</b>			
			

Silverstone National  
Circuit Length = 1.6390 miles

**These results are provisional until the conclusion of any judicial and technical matters.**

Clerk of Course :		Timekeeper :

# Invitation Open Saloons

## RACE 6 - CLASSIFICATION

POS	NO	CL	NAME	ENTRY	LAPS	TIME	GAP	DIFF	MPH	BEST	ON
1	45		Graham HATHAWAY	Chevrolet Camaro	8	10:18.564			76.31	1:04.001	2
2	99		James MAY	Seat Cupra	8	10:32.262	13.698	13.698	74.65	1:07.822	3
3	16		Neil CUNNINGHAM	Ford Mustang	8	10:32.462	13.898	0.200	74.63	1:09.441	3
4	1		James PLAZA	Caterham Roadsport	8	10:38.287	19.723	5.825	73.95	1:09.229	3
5	14		Mike RICHARDS	Caterham 7	8	10:43.979	25.415	5.692	73.29	1:09.381	3
6	58		Andy KNOWLTON	VW Golf MKII Gti	8	10:44.348	25.784	0.369	73.25	1:15.687	3
7	33		Jerry HAMPSHIRE	VW Golf	8	10:45.691	27.127	1.343	73.10	1:15.935	3
8	2		Robin WARD	BMW 2002	8	10:48.512	29.948	2.821	72.78	1:13.956	4
9	28		Ian BOYES	MGB	8	10:48.799	30.235	0.287	72.75	1:13.960	4
10	79		Paul ASHTON	Rover MG Metro	8	10:55.626	37.062	6.827	71.99	1:14.384	2
11	8		Alan WILSHIRE	Honda Integra	8	10:55.968	37.404	0.342	71.95	1:11.339	2
12	46		David RATCLIFFE	Citroen Saxo	8	10:56.421	37.857	0.453	71.90	1:17.973	4
13	20		Michael O'SHEA	Jaguar XK 150S	8	11:03.414	44.850	6.993	71.15	1:13.697	4
14	21		Howard KIRKHAM	Jaguar XJ40	8	11:04.625	46.061	1.211	71.02	1:13.850	4
15	9		Susan KENNISTON	VW Golf MkII	8	11:04.872	46.308	0.247	70.99	1:17.057	3
16	53		Ian CLARK	Ford Capri MK1 GLX	8	11:06.403	47.839	1.531	70.83	1:11.894	2
17	91		Nigel WILLIAMS	Porsche	8	11:08.470	49.906	2.067	70.61	1:13.703	5
18	71		Tim HARBER	Mini Super	8	11:23.294	1:04.730	14.824	69.08	1:13.331	4

### NOT CLASSIFIED

DNF	43		Edward BAKER	Ford Capri 3000 GT	5	6:38.421	3 laps	3 laps	74.04	1:13.164	5
DNF	7		Gordon McCULLOCH	Alfa Romeo TZ1	5	6:54.031	3 laps	15.610	71.25	1:15.262	5

### FASTEST LAP

45	Graham HATHAWAY	Chevrolet Camaro	2	1:04.001	92.19 mph	148.36 kph
----	-----------------	------------------	---	----------	-----------	------------

Weather / Track : Cloudy / Dry

These results are provisional until the conclusion of any judicial and technical matters.

Silverstone National  
Circuit Length = 1.6390 miles  
Start: 19:04 End: 19:16

Clerk of Course :		Timekeeper :
-------------------	--	--------------

# Invitation Open Saloons

## RACE 6 - LAP CHART

Lap 1			Lap 2			Lap 3			Lap 4			Lap 5		
No	Behind	Laptime	No	Behind	Laptime	No	Behind	Laptime	No	Behind	Laptime	No	Behind	Laptime
46		1:25.674	46		1:18.660	46		1:18.433	46		1:17.973	45		1:07.096
33	8.156	1:33.830	33	5.945	1:16.449	33	3.447	1:15.935	33	1.987	1:16.513	43	0.922	1:13.164
9	8.976	1:34.650	58	6.909	1:15.754	58	4.163	1:15.687	58	2.757	1:16.567	46	1.227	1:17.986
58	9.815	1:35.489	9	7.702	1:17.386	9	6.326	1:17.057	43	4.517	1:13.627	58	1.927	1:15.929
43	18.099	1:43.773	43	12.943	1:13.504	43	8.863	1:14.353	9	5.855	1:17.502	33	2.457	1:17.229
21	20.133	1:45.807	20	16.544	1:14.767	20	12.746	1:14.635	20	8.470	1:13.697	99	3.345	1:09.187
20	20.437	1:46.111	21	17.003	1:15.530	21	13.345	1:14.775	21	9.222	1:13.850	16	6.215	1:10.731
28	21.532	1:47.206	28	17.356	1:14.484	28	13.775	1:14.852	45	9.663	1:06.021	1	7.153	1:11.080
2	22.128	1:47.802	79	18.369	1:14.384	2	14.461	1:14.305	28	9.762	1:13.960	9	7.207	1:18.111
79	22.645	1:48.319	2	18.589	1:15.121	79	15.136	1:15.200	2	10.444	1:13.956	20	7.376	1:15.665
91	24.687	1:50.361	91	21.639	1:15.612	91	18.214	1:15.008	99	10.917	1:10.009	14	7.456	1:11.465
7	25.310	1:50.984	7	22.478	1:15.828	99	18.881	1:07.822	79	11.783	1:14.620	21	7.992	1:15.529
14	37.099	2:02.773	16	28.790	1:09.710	7	19.660	1:15.615	16	12.243	1:10.418	28	8.348	1:15.345
1	37.585	2:03.259	14	29.412	1:10.973	16	19.798	1:09.441	14	12.750	1:10.363	2	8.968	1:15.283
16	37.740	2:03.414	99	29.492	1:10.047	14	20.360	1:09.381	1	12.832	1:09.975	79	10.279	1:15.255
99	38.105	2:03.779	1	30.034	1:11.109	1	20.830	1:09.229	91	16.999	1:16.758	91	13.943	1:13.703
53	39.166	2:04.840	53	32.400	1:11.894	45	21.615	1:04.660	7	18.029	1:16.342	7	16.532	1:15.262
8	39.892	2:05.566	8	32.571	1:11.339	8	26.741	1:12.603	8	22.636	1:13.868	8	17.910	1:12.033
45	50.047	2:15.721	45	35.388	1:04.001	53	26.979	1:13.012	53	22.757	1:13.751	53	18.906	1:12.908
71	1:04.894	2:30.568	71	1:01.026	1:14.792	71	56.532	1:13.939	71	51.890	1:13.331	71	50.265	1:15.134

**Invitation Open Saloons**  
**RACE 6 - LAP CHART**

Lap 6			Lap 7			Lap 8		
No	Behind	Laptime	No	Behind	Laptime	No	Behind	Laptime
45		1:08.225	45		1:14.707	45		1:18.133
99	8.217	1:13.097	99	11.467	1:17.957	99	13.698	1:20.364
16	10.633	1:12.643	16	12.697	1:16.771	16	13.898	1:19.334
58	12.374	1:18.672	1	17.281	1:19.394	1	19.723	1:20.575
1	12.594	1:13.666	58	21.961	1:24.294	14	25.415	1:18.615
14	12.827	1:13.596	33	22.911	1:22.923	58	25.784	1:21.956
33	14.695	1:20.463	14	24.933	1:26.813	33	27.127	1:22.349
46	16.188	1:23.186	28	26.011	1:21.900	2	29.948	1:21.366
28	18.818	1:18.695	2	26.715	1:21.525	28	30.235	1:22.357
2	19.897	1:19.154	46	29.414	1:27.933	79	37.062	1:21.677
20	20.043	1:20.892	79	33.518	1:25.979	8	37.404	1:20.947
79	22.246	1:20.192	20	34.128	1:28.792	46	37.857	1:26.576
9	25.263	1:26.281	8	34.590	1:21.841	20	44.850	1:28.855
8	27.456	1:17.771	9	36.698	1:26.142	21	46.061	1:25.155
21	28.874	1:29.107	21	39.039	1:24.872	9	46.308	1:27.743
91	29.654	1:23.936	91	42.417	1:27.470	53	47.839	1:22.908
53	29.784	1:19.103	53	43.064	1:27.987	91	49.906	1:25.622
71	59.532	1:17.492	71	1:04.530	1:19.705	71	1:04.730	1:18.333

# Invitation Formula Ford 1600

## RACE 7 - CLASSIFICATION

POS	NO	CL	NAME	ENTRY	LAPS	TIME	GAP	DIFF	MPH	BEST	ON
1	59		<b>Matt McKILLOP</b>	Swift SC93	9	10:19.465			85.72	1:05.957	5
2	6		<b>Jeremy UNSWORTH</b>	Ray 97	9	10:20.475	<b>1.010</b>	1.010	85.58	1:06.335	3
3	85		<b>Dave CONNER</b>	Van Diemen	9	10:20.587	<b>1.122</b>	0.112	85.56	1:05.462	3
4	89		<b>Peter DALY</b>	Van Diemen RF04	9	10:20.701	<b>1.236</b>	0.114	85.55	1:05.494	4
5	33		<b>Matthew PARR</b>	Van Diemen	9	10:20.829	<b>1.364</b>	0.128	85.53	1:04.905	5
6	61		<b>Will SCHRYVER</b>	Van Diemen	9	10:27.747	<b>8.282</b>	6.918	84.59	1:05.007	4
7	76		<b>Neil HUNT</b>	Van Diemen RF99	9	10:34.637	<b>15.172</b>	6.890	83.67	1:07.736	4
8	74		<b>Martin SHORT</b>	Van Diemen	9	10:35.040	<b>15.575</b>	0.403	83.62	1:07.193	5
9	73		<b>Carl HEMMING</b>	Ray GRS08	9	10:35.164	<b>15.699</b>	0.124	83.60	1:07.937	5
10	18		<b>Archie HAMILTON</b>	Van Diemen RF03	9	10:35.746	<b>16.281</b>	0.582	83.52	1:07.656	5
11	8		<b>Michael BRADLEY</b>	Van Diemen RF00	9	10:39.897	<b>20.432</b>	4.151	82.98	1:06.880	5
12	15		<b>John OWEN</b>	Swift SC92F	9	10:45.603	<b>26.138</b>	5.706	82.25	1:08.614	5
13	7		<b>Gaus GHINN</b>	Van Diemen RF00	9	10:59.730	<b>40.265</b>	14.127	80.49	1:05.244	4
14	44		<b>Jim MORRIS</b>	Van Diemen RF05	9	10:59.855	<b>40.390</b>	0.125	80.47	1:05.644	4
15	98		<b>Lorna VICKERS</b>	Van Diemen RF89	9	11:00.414	<b>40.949</b>	0.559	80.40	1:09.557	4
16	29		<b>Simon McNALLY</b>	Ray	8	11:10.022	<b>1 lap</b>	1 lap	70.44	1:18.568	4
NOT CLASSIFIED											
DNF	99		<b>Mac McKILLOP</b>	Swift SC95	6	7:27.925	<b>3 laps</b>	2 laps	79.03	1:08.399	4
DNF	23		<b>Paul BUTLER</b>	Zetec M95	5	6:32.164	<b>4 laps</b>	1 lap	75.22	1:09.006	4
FASTEST LAP											
	33		<b>Matthew PARR</b>	Van Diemen	5	1:04.905		90.90 mph		146.30 kph	

Weather / Track : Cloudy / Dry

These results are provisional until the conclusion of any judicial and technical matters.

Silverstone National  
Circuit Length = 1.6390 miles  
Start: 19:23 End: 19:34

Clerk of Course :		Timekeeper :
-------------------	--	--------------



# Invitation Formula Ford 1600

## RACE 7 - LAP CHART

Lap 1			Lap 2			Lap 3			Lap 4			Lap 5		
No	Behind	Laptime	No	Behind	Laptime	No	Behind	Laptime	No	Behind	Laptime	No	Behind	Laptime
6		1:18.545	6		1:07.057	6		1:06.335	6		1:06.651	6		1:06.918
76	1.096	1:19.641	61	2.363	1:06.960	44	3.028	1:06.838	44	2.021	1:05.644	61	1.161	1:05.882
44	1.223	1:19.768	44	2.525	1:08.359	61	3.841	1:07.813	61	2.197	1:05.007	44	1.593	1:06.490
7	1.630	1:20.175	7	2.695	1:08.122	7	4.394	1:08.034	7	2.987	1:05.244	7	2.708	1:06.639
61	2.460	1:21.005	76	3.898	1:09.859	59	5.155	1:07.361	59	4.580	1:06.076	59	3.619	1:05.957
15	3.390	1:21.935	59	4.129	1:07.570	89	5.816	1:06.351	89	4.659	1:05.494	89	3.770	1:06.029
73	3.488	1:22.033	73	5.525	1:09.094	76	5.844	1:08.281	85	4.777	1:05.506	33	4.056	1:04.905
59	3.616	1:22.161	89	5.800	1:07.996	85	5.922	1:05.462	33	6.069	1:06.253	85	4.313	1:06.454
99	4.621	1:23.166	33	6.204	1:07.797	33	6.467	1:06.598	76	6.929	1:07.736	76	7.818	1:07.807
89	4.861	1:23.406	85	6.795	1:08.288	73	8.583	1:09.393	73	10.274	1:08.342	73	11.293	1:07.937
74	5.375	1:23.920	15	7.128	1:10.795	74	10.159	1:08.446	74	11.690	1:08.182	74	11.965	1:07.193
33	5.464	1:24.009	74	8.048	1:09.730	15	10.242	1:09.449	18	11.921	1:08.238	18	12.659	1:07.656
85	5.564	1:24.109	18	9.011	1:09.563	18	10.334	1:07.658	15	12.663	1:09.072	15	14.359	1:08.614
18	6.505	1:25.050	99	9.189	1:11.625	99	13.283	1:10.429	99	15.031	1:08.399	99	16.767	1:08.654
98	6.899	1:25.444	98	11.899	1:12.057	23	15.573	1:09.804	8	17.754	1:08.332	8	17.716	1:06.880
23	7.425	1:25.970	23	12.104	1:11.736	98	15.653	1:10.089	23	17.928	1:09.006	98	21.428	1:09.787
8	12.408	1:30.953	8	14.262	1:08.911	8	16.073	1:08.146	98	18.559	1:09.557	23	46.658	1:35.648
29	18.444	1:36.989	29	35.164	1:23.777	29	49.358	1:20.529	29	1:01.275	1:18.568			

# Invitation Formula Ford 1600

## RACE 7 - LAP CHART

Lap 6			Lap 7			Lap 8			Lap 9		
No	Behind	Laptime	No	Behind	Laptime	No	Behind	Laptime	No	Behind	Laptime
6		1:07.412	6		1:08.849	61		1:08.358	59		1:07.422
61	0.234	1:06.485	61	0.091	1:08.706	6	0.507	1:08.956	6	1.010	1:09.752
89	3.530	1:07.172	89	2.612	1:07.931	59	1.827	1:07.432	85	1.122	1:08.046
59	3.993	1:07.786	59	2.844	1:07.700	33	2.194	1:07.446	89	1.236	1:07.447
33	4.617	1:07.973	33	3.197	1:07.429	85	2.325	1:07.480	33	1.364	1:08.419
85	4.742	1:07.841	85	3.294	1:07.401	89	3.038	1:08.875	61	8.282	1:17.531
29	1 LAP	1:20.752	76	11.260	1:10.943	76	13.107	1:10.296	76	15.172	1:11.314
7	8.275	1:12.979	73	14.513	1:09.965	73	15.132	1:09.068	74	15.575	1:09.509
76	9.166	1:08.760	74	14.879	1:09.917	74	15.315	1:08.885	73	15.699	1:09.816
73	13.397	1:09.516	18	15.265	1:10.055	18	15.762	1:08.946	18	16.281	1:09.768
74	13.811	1:09.258	7	17.891	1:18.465	8	20.753	1:09.569	8	20.432	1:08.928
18	14.059	1:08.812	8	19.633	1:09.939	15	23.381	1:11.383	15	26.138	1:12.006
15	17.109	1:10.162	15	20.447	1:12.187	7	29.027	1:19.585	7	40.265	1:20.487
8	18.543	1:08.239	29	1 LAP	1:23.887	29	1 LAP	1:20.782	44	40.390	1:11.357
98	27.835	1:13.819	98	32.394	1:13.408	98	36.207	1:12.262	98	40.949	1:13.991
99	35.007	1:25.652	44	37.759	1:08.860	44	38.282	1:08.972	29	1 LAP	1:24.738
44	37.748	1:43.567									

# Invitation Ma5da Racing

## RACE 8 - CLASSIFICATION

POS	NO	CL	NAME	ENTRY	LAPS	TIME	GAP	DIFF	MPH	BEST	ON
1	3		<b>Tom ROCHE</b>	Mazda MX5	7	10:01.892			68.62	1:23.620	5
2	32		<b>Charles PLUMLEY</b>	Mazda MX5	7	10:05.279	<b>3.387</b>	3.387	68.23	1:24.244	4
3	99		<b>Jonathan BLAKE</b>	Mazda MX5	7	10:05.551	<b>3.659</b>	0.272	68.20	1:24.048	7
4	1		<b>Paul SHEARD</b>	Mazda MX5	7	10:12.716	<b>10.824</b>	7.165	67.40	1:23.852	6
5	22		<b>Jenifer GARRETT</b>	Mazda MX5	7	10:16.224	<b>14.332</b>	3.508	67.02	1:25.088	5
6	69		<b>Matthew ROBINSON</b>	Mazda MX5	7	10:16.555	<b>14.663</b>	0.331	66.98	1:24.743	6
7	88		<b>Paul O'NEIL</b>	Mazda MX5	7	10:17.270	<b>15.378</b>	0.715	66.91	1:24.832	7
8	55		<b>Martin STEVINSON</b>	Mazda MX5	7	10:19.345	<b>17.453</b>	2.075	66.68	1:25.113	6
9	6		<b>Alyn ROBSON</b>	Mazda MX5	7	10:23.200	<b>21.308</b>	3.855	66.27	1:25.168	5
10	25		<b>Malcolm EDESON</b>	Mazda MX5	7	10:43.959	<b>42.067</b>	20.759	64.13	1:30.333	3
NOT CLASSIFIED											
DNF	4		<b>James MAXFIELD</b>	Mazda MX5	1	3:16.010	<b>6 laps</b>	6 laps	30.10		
DNF	77		<b>Kevin MIDDLETON</b>	Mazda MX5	0						
FASTEST LAP											
	3		<b>Tom ROCHE</b>	Mazda MX5	5	1:23.620			70.56 mph	113.55 kph	

Weather / Track : Cloudy / Dry

These results are provisional until the conclusion of any judicial and technical matters.

Silverstone National  
Circuit Length = 1.6390 miles  
Start: 19:39 End: 19:50

Clerk of Course :		Timekeeper :
-------------------	--	--------------

**Invitation Ma5da Racing**  
**RACE 8 - LAP CHART**

Lap 1			Lap 2			Lap 3			Lap 4			Lap 5		
No	Behind	Laptime	No	Behind	Laptime	No	Behind	Laptime	No	Behind	Laptime	No	Behind	Laptime
32		1:35.956	99		1:24.994	99		1:24.684	3		1:24.376	3		1:23.620
99	0.396	1:36.352	32	0.699	1:26.089	3	0.237	1:23.678	32	0.779	1:24.244	32	2.103	1:24.944
3	2.563	1:38.519	3	1.243	1:24.070	32	1.148	1:25.133	99	1.353	1:25.966	99	2.865	1:25.132
25	2.759	1:38.715	55	4.870	1:27.270	55	7.528	1:27.342	1	8.733	1:25.412	1	10.032	1:24.919
55	2.990	1:38.946	1	6.963	1:26.588	1	7.934	1:25.655	22	9.564	1:25.471	22	11.032	1:25.088
69	5.601	1:41.557	69	7.621	1:27.410	69	8.020	1:25.083	55	9.586	1:26.671	69	12.376	1:25.917
1	5.765	1:41.721	22	7.829	1:27.002	22	8.706	1:25.561	69	10.079	1:26.672	88	13.189	1:26.291
22	6.217	1:42.173	88	8.012	1:26.341	88	9.327	1:25.999	88	10.518	1:25.804	55	14.174	1:28.208
88	7.061	1:43.017	25	8.702	1:31.333	6	13.433	1:26.455	6	14.998	1:26.178	6	16.546	1:25.168
6	11.138	1:47.094	6	11.662	1:25.914	25	14.351	1:30.333	25	20.325	1:30.587	25	27.572	1:30.867

# Invitation Ma5da Racing

## RACE 8 - LAP CHART

Lap 6			Lap 7		
No	Behind	Laptime	No	Behind	Laptime
3		1:23.694	3		1:23.935
32	2.788	1:24.379	32	3.387	1:24.534
99	3.546	1:24.375	99	3.659	1:24.048
1	10.190	1:23.852	1	10.824	1:24.569
22	12.643	1:25.305	22	14.332	1:25.624
69	13.425	1:24.743	69	14.663	1:25.173
88	14.481	1:24.986	88	15.378	1:24.832
55	15.593	1:25.113	55	17.453	1:25.795
6	18.349	1:25.497	6	21.308	1:26.894
25	35.003	1:31.125	25	42.067	1:30.999

# Invitation Toyota MR2

## RACE 10 - CLASSIFICATION

POS	NO	CL	NAME	ENTRY	LAPS	TIME	GAP	DIFF	MPH	BEST	ON
1	73		Mark JESSOP	Toyota MR2	8	11:15.733			69.85	1:19.883	4
2	95		Anthony DAY	Toyota MR2	8	11:18.444	2.711	2.711	69.57	1:20.793	8
3	69		Elliott DUNMORE	Toyota MR2	8	11:18.982	3.249	0.538	69.52	1:21.777	8
4	28		Zac CHAPMAN	Toyota MR2	8	11:20.775	5.042	1.793	69.33	1:21.365	7
5	11		David LITCHFIELD	Toyota MR2 MK2	8	11:22.674	6.941	1.899	69.14	1:21.124	8
6	26		Rob BARNETT	Toyota MR2	8	11:26.807	11.074	4.133	68.72	1:21.481	8
7	16		Dominic JACKSON	Toyota MR2	8	11:31.853	16.120	5.046	68.22	1:21.634	8
8	1		Patrick MORTELL	Toyota MR2	8	11:32.183	16.450	0.330	68.19	1:21.900	8
9	7		John WILSON	Toyota MR2	8	11:33.362	17.629	1.179	68.07	1:22.002	8
10	58		Steve LUMLEY	Toyota MR2	8	11:33.623	17.890	0.261	68.05	1:19.296	8
11	38		David BRYANT	Toyota MR2	8	11:40.385	24.652	6.762	67.39	1:22.421	7
12	36		Anthony KNIGHT	Toyota MR2	8	11:40.559	24.826	0.174	67.37	1:22.562	7
13	3		Alex KNIGHT	Toyota MR2	8	11:43.626	27.893	3.067	67.08	1:22.524	7
14	64		Matthew MARSH	Toyota MR2 MK2	8	11:52.019	36.286	8.393	66.29	1:24.289	7
15	14		Rob HORSFIELD	Toyota MR2	8	11:52.669	36.936	0.650	66.23	1:10.910	2
16	2		Jeff HOLDEN	Toyota MR2	8	11:58.871	43.138	6.202	65.66	1:26.263	8
17	53		Hassen GAUNGOO	Toyota MR2	8	12:05.271	49.538	6.400	65.08	1:26.868	5
18	89		David WEAVING	Toyota MR2 MK2	8	12:10.467	54.734	5.196	64.62	1:23.766	8
19	88		Alric KITSON	Toyota MR2 MK2	8	12:28.631	1:12.898	18.164	63.05	1:23.784	8
20	57		Toni GLADDING	Toyota MR2 MK2	8	12:35.075	1:19.342	6.444	62.51	1:29.496	7
21	6		Teresa BUCKLEY	Toyota MR2	7	11:38.864	1 lap	1 lap	59.09	1:34.176	3

### NOT CLASSIFIED

DNF	87		Richard WEAVING	Toyota MR2	1	2:12.430	7 laps	6 laps	44.55		
DNF	78		Steve WOOLFE	Toyota MR2	1	3:40.152	7 laps	1:27.722	26.80	3:40.152	1
DNF	5		Andrew KNIGHT	Toyota MR2	0						

### FASTEST LAP

14			Rob HORSFIELD	Toyota MR2	2	1:10.910		83.20 mph		133.91 kph	
----	--	--	---------------	------------	---	----------	--	-----------	--	------------	--

Weather / Track : Cloudy / Damp

These results are provisional until the conclusion of any judicial and technical matters.

Silverstone National  
Circuit Length = 1.6390 miles  
Start: 20:19 End: 20:32

Clerk of Course :		Timekeeper :	
-------------------	--	--------------	--

**Invitation Toyota MR2**  
**RACE 10 - LAP CHART**

Lap 1			Lap 2			Lap 3			Lap 4			Lap 5		
No	Behind	Laptime	No	Behind	Laptime	No	Behind	Laptime	No	Behind	Laptime	No	Behind	Laptime
69		1:37.393	69		1:24.484	69		1:23.515	69		1:23.723	73		1:21.687
11	2.973	1:40.366	11	1.687	1:23.198	73	4.756	1:21.399	73	0.916	1:19.883	69	0.974	1:23.577
36	3.496	1:40.889	95	5.131	1:24.180	95	5.311	1:23.695	95	3.789	1:22.201	95	3.166	1:21.980
28	4.748	1:42.141	28	5.703	1:25.439	28	6.004	1:23.816	28	4.476	1:22.195	28	4.474	1:22.601
95	5.435	1:42.828	73	6.872	1:24.747	11	7.650	1:29.478	11	6.644	1:22.717	11	6.062	1:22.021
3	5.510	1:42.903	58	7.235	1:25.211	3	11.376	1:26.640	26	10.212	1:22.118	26	9.966	1:22.357
7	5.900	1:43.293	36	7.876	1:28.864	26	11.817	1:25.807	3	10.940	1:23.287	3	13.059	1:24.722
26	6.038	1:43.431	3	8.251	1:27.225	7	12.195	1:26.611	7	12.240	1:23.768	1	13.257	1:23.236
58	6.508	1:43.901	7	9.099	1:27.683	36	13.829	1:29.468	1	12.624	1:22.319	16	13.683	1:22.421
73	6.609	1:44.002	26	9.525	1:27.971	1	14.028	1:26.473	16	13.865	1:22.729	7	13.975	1:24.338
38	7.261	1:44.654	38	10.761	1:27.984	16	14.859	1:25.751	36	15.801	1:25.695	36	18.259	1:25.061
1	7.434	1:44.827	1	11.070	1:28.120	38	15.544	1:28.298	38	16.476	1:24.655	38	18.779	1:24.906
53	8.504	1:45.897	2	12.264	1:27.530	2	17.937	1:29.188	2	22.128	1:27.914	58	20.595	1:20.540
2	9.218	1:46.611	16	12.623	1:26.615	14	20.543	1:29.819	58	22.658	1:22.737	64	25.720	1:24.348
16	10.492	1:47.885	14	14.239	1:10.910	53	21.757	1:29.864	14	23.642	1:26.822	2	27.390	1:27.865
6	13.682	1:51.075	53	15.408	1:31.388	64	22.931	1:27.753	64	23.975	1:24.767	14	28.087	1:27.048
88	16.970	1:54.363	64	18.693	1:25.878	58	23.644	1:39.924	53	25.987	1:27.953	53	30.252	1:26.868
64	17.299	1:54.692	6	25.407	1:36.209	6	36.068	1:34.176	89	41.656	1:27.471	89	45.203	1:26.150
57	18.018	1:55.411	88	27.567	1:35.081	89	37.908	1:30.820	57	46.269	1:31.497	57	54.090	1:30.424
89	23.735	2:01.128	57	28.573	1:35.039	57	38.495	1:33.437	88	49.097	1:32.399	88	56.180	1:29.686
14	27.813	2:05.206	89	30.603	1:31.352	88	40.421	1:36.369	6	1:01.326	1:48.981	6	1:13.535	1:34.812
87	35.037	2:12.430	78	1 LAP	3:40.152									

**Invitation Toyota MR2**  
**RACE 10 - LAP CHART**

Lap 6			Lap 7			Lap 8		
No	Behind	Laptime	No	Behind	Laptime	No	Behind	Laptime
73		1:21.632	73		1:20.890	73		1:21.493
69	1.741	1:22.399	69	2.965	1:22.114	95	2.711	1:20.793
95	3.375	1:21.841	95	3.411	1:20.926	69	3.249	1:21.777
28	4.479	1:21.637	28	4.954	1:21.365	28	5.042	1:21.581
11	6.368	1:21.938	11	7.310	1:21.832	11	6.941	1:21.124
26	10.300	1:21.966	6	1 LAP	1:37.306	26	11.074	1:21.481
1	14.441	1:22.816	26	11.086	1:21.676	16	16.120	1:21.634
3	14.545	1:23.118	16	15.979	1:21.849	1	16.450	1:21.900
16	15.020	1:22.969	1	16.043	1:22.492	7	17.629	1:22.002
7	15.202	1:22.859	3	16.179	1:22.524	58	17.890	1:19.296
36	20.529	1:23.902	7	17.120	1:22.808	6	1 LAP	1:36.305
58	20.915	1:21.952	58	20.087	1:20.062	38	24.652	1:22.999
38	21.615	1:24.468	36	22.201	1:22.562	36	24.826	1:24.118
64	29.794	1:25.706	38	23.146	1:22.421	3	27.893	1:33.207
14	31.719	1:25.264	64	33.193	1:24.289	64	36.286	1:24.586
2	32.951	1:27.193	14	35.112	1:24.283	14	36.936	1:23.317
53	35.967	1:27.347	2	38.368	1:26.307	2	43.138	1:26.263
89	48.742	1:25.171	53	44.104	1:29.027	53	49.538	1:26.927
57	1:02.595	1:30.137	89	52.461	1:24.609	89	54.734	1:23.766
88	1:04.842	1:30.294	88	1:10.607	1:26.655	88	1:12.898	1:23.784
			57	1:11.201	1:29.496	57	1:19.342	1:29.634